STATE OF FLORIDA

DEPARTMENT OF TRANSPORTATION

STATE ROAD NO. 93

I-75 EMERGENCY SHOULDER USE (ESU) CONCEPT PLANS (NORTHBOUND LEFT SHOULDER ONLY)

SUMTER COUNTY (18130000), MARION COUNTY (36210000), ALACHUA COUNTY (26260000)
COLUMBIA COUNTY (29180000), SUWANNEE (37130000), HAMILTON COUNTY (32100000)

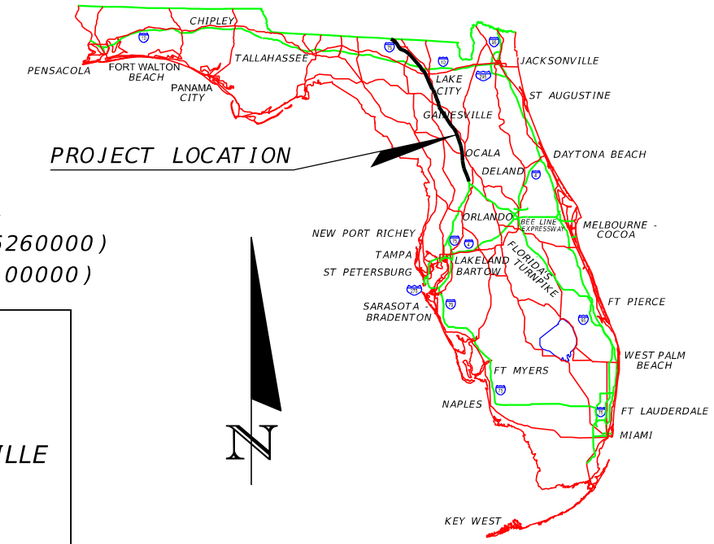

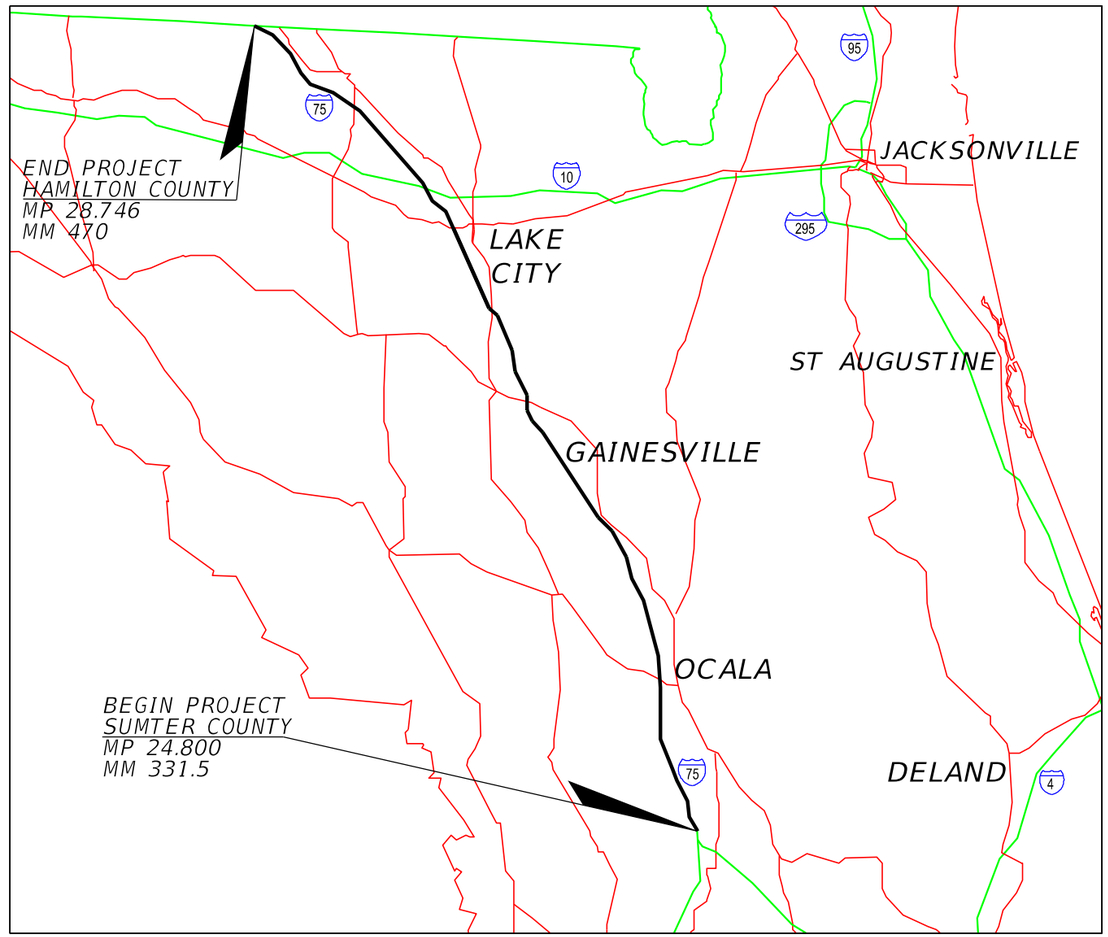

INDEX OF SHOULDER USE CONCEPT PLANS

SHEET NO.	SHEET DESCRIPTION
1	KEY SHEET
2	SUMMARY OF QUANTITIES AND GENERAL NOTES
3	PROJECT LAYOUT
4	SUMMARY OF CROSSOVERS, PINCH POINT AND NARROW SHOULDER
5-8	PLAN SHEETS
9-22	GUIDSIGN DETAILS

KEY SHEET REVISIONS	
DATE	DESCRIPTION

08/25/2017

FISCAL YEAR	SHEET NO.
17	1

U:\Jobs\63045 Chief Engineer CO\TECHPROD\Hurricane Evacuation Microsimulation\Concept HSR TMP\04 I-75 NB\CADD\KEYSRD01.DGN

TABULATION OF QUANTITIES					
LOCATIONS	NUMBER OF	LAW ENFORCEMENT OFFICER (LEO)	PORTABLE CHANGEABLE MESSAGE SIGN (PCMS)	STATIC SIGN	TRAFFIC CONE/PLASTIC DRUM/ DELINEATOR
BEGIN	1	1	2	1	0
END	1	1	0	0	0
INTERCHANGE	21	0	0	42	0
REST AREA	3	0	0	6	0
NARROW SHOULDER	17	0	0	51	0
TOTAL		2	2	100	0

NOTE: LAW ENFORCEMENT OFFICER LOCATIONS SHOWN ON THE PLANS ARE FIXED LOCATIONS AND DOES NOT ACCOUNT FOR SUPPORT ACTIVITIES OR PATROLLING ACTIVITIES.

GENERAL NOTES

1. THE PAVED SHOULDER WIDTH ALONG THIS CORRIDOR HAS BEEN FIELD VERIFIED TO BE AT LEAST 10'-0" MEASURED FROM THE EDGE OF THE PAVED SHOULDER OR FACE OF GUARDRAIL OR CONCRETE BARRIER WALL TO THE EDGE OF THE STRIPE. SEE SHEET 4 FOR THOSE LOCATIONS. HOWEVER, IF CONSTRUCTION WORK OR OTHER CONDITION RESULTS IN A PAVED SHOULDER WIDTH, AT THE TIME OF IMPLEMENTATION, LESS THAN 10'-0" BUT AT LEAST 9'-0", SEE SHEET NO. 8 FOR NARROW SHOULDER TREATMENT.

2. IMPLEMENTATION OF SHOULDER USE MAY BE ALONG THE ENTIRE CORRIDOR OR ALONG SPECIFIC SECTIONS OF THE CORRIDOR.

3. DEBRIS, ENCROACHING VEGETATION AND HAZARDS ON BOTH SHOULDERS SHALL BE REMOVED PRIOR TO IMPLEMENTATION OF SHOULDER USE.

4. SIGNS SHALL BE DIAMOND-SHAPED (48"X48") FLUORESCENT PINK WITH BLACK BORDER AND LEGEND. USE RECTANGULAR BLACK LEGEND ON WHITE BACKGROUND SIGNS, IF PINK IS UNAVAILABLE. USE DIAMOND-SHAPED YELLOW BACKGROUND WITH BLACK LEGEND FOR THE DIAGRAMMATIC AND MERGE RIGHT SIGNS SHOWN ON SHEET 9, IF PINK IS UNAVAILABLE.

5. SIGNS MAY BE PERMANENT, TEMPORARY, OR PORTABLE INSTALLATIONS. IF PERMANENT INSTALLATIONS ARE USED, THE MESSAGES SHALL ONLY BE DISPLAYED UPON IMPLEMENTATION.

6. DISTRICT SPECIFIC STANDARD OPERATING PROCEDURE (SOP) WILL BE DEVELOPED AND PROVIDED BY EACH FDOT DISTRICT. THESE WILL ADDRESS REQUIREMENTS AND STANDARD PROCEDURES FOR TEMPORARY AND PERMANENT SIGN INSTALLATIONS, EMERGENCY ASSISTANCE VEHICLE, LAW ENFORCEMENT OFFICER, AND OTHER PERTINENT INFORMATION REGARDING THE IMPLEMENTATION OF SHOULDER USE FOR EMERGENCY EVACUATION PURPOSES.

7. UNLESS OTHER TRAFFIC INCIDENT MANAGEMENT MESSAGES TAKE PRECEDENCE, THE DEFAULT MESSAGE ON THE PERMANENT DMS SHALL BE SINGLE-PHASE, THREE-LINE MESSAGE, "LEFT SHOULDER/OPEN FOR USE/NO TRUCKS BUSES OR TRAILERS."

LEGEND

EAV — EMERGENCY ASSISTANCE VEHICLE (SHOWN FOR INFORMATION ONLY)

L E O — LAW ENFORCEMENT OFFICER (FIXED POSITIONS)

TRAFFIC CONES, PLASTIC DRUMS OR DELINEATORS

ACRONYMS

DMS DYNAMIC MESSAGE SIGN
PCMS PORTABLE CHANGEABLE MESSAGE SIGNS

MP - MILE POST (FROM STRAIGHT LINE DIAGRAM)
MM - MILE MARKER

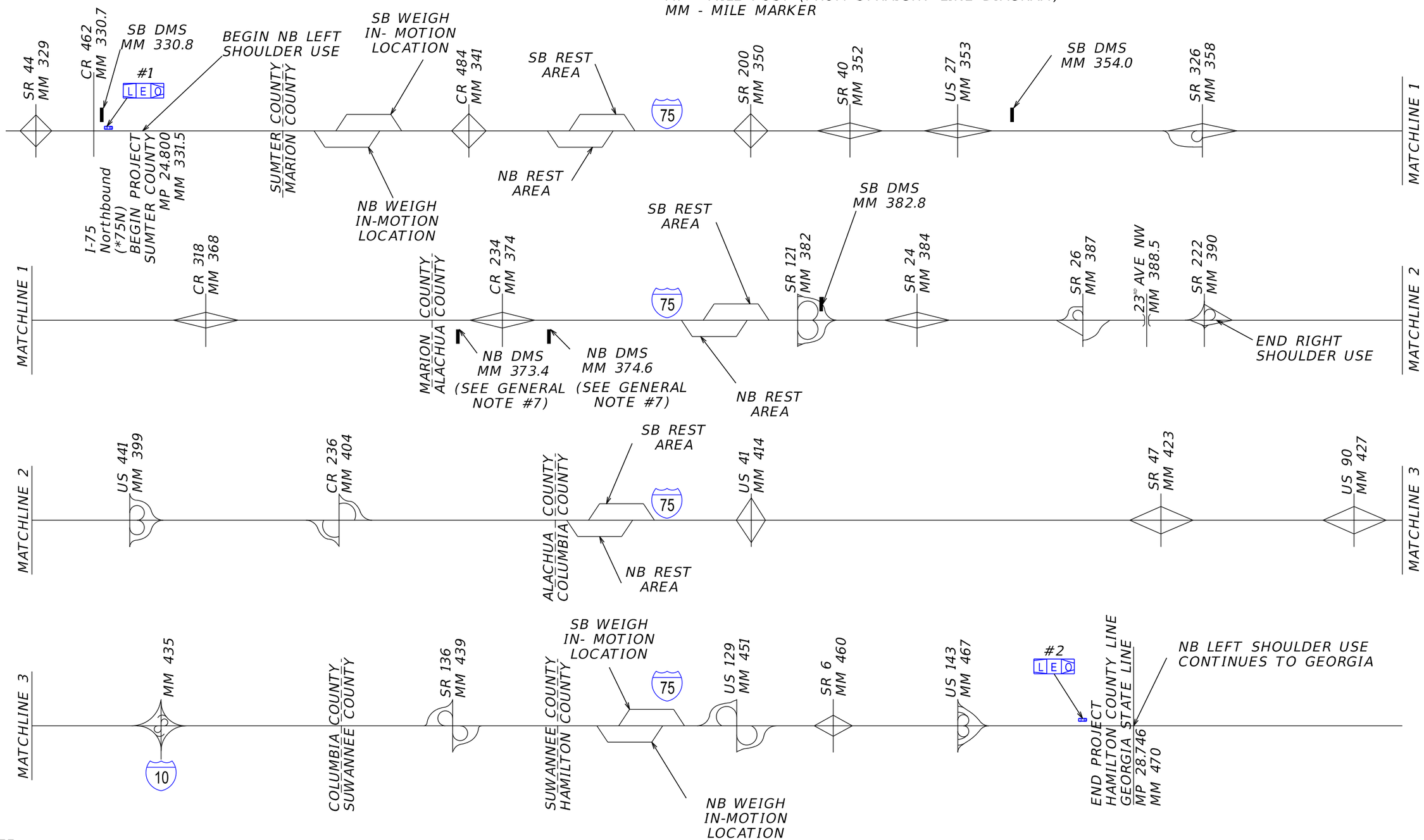

NOTE:

1. SEE SHEET 4 FOR CROSSOVER AND NARROW SHOULDER LOCATIONS.

N.T.S.

REVISIONS			
DATE	DESCRIPTION	DATE	DESCRIPTION

08/25/2017

STATE OF FLORIDA
DEPARTMENT OF TRANSPORTATION

ROAD NO.	COUNTY	FINANCIAL PROJECT ID
SR 93 NB	SUMTER, MARION, ALACHUA, COLUMBIA, SUWANNEE, HAMILTON	

PROJECT LAYOUT

SHEET NO. 3

SUMMARY OF CROSSOVERS

COUNTY	DISTRICT	MILE POST	MILE MARKER	LENGTH
Sumter	District 5	None	None	-
Marion	District 5	25.313	360.8	66
Marion	District 5	28.495	364.0	64
Marion	District 5	34.712	370.2	66
Marion	District 5	38.280	373.8	34
Alachua	District 2	0.004	372.8	34
Alachua	District 2	7.376	380.1	20
Alachua	District 2	11.578	384.3	24
Alachua	District 2	13.008	385.8	22
Alachua	District 2	14.162	386.9	20
Alachua	District 2	23.642	396.4	20
Alachua	District 2	29.667	402.4	22
Columbia	District 2	1.006	409.0	26
Columbia	District 2	3.460	411.4	34
Columbia	District 2	4.678	412.7	36
Columbia	District 2	7.341	415.3	34
Columbia	District 2	9.808	417.8	34
Columbia	District 2	12.465	420.4	42
Columbia	District 2	13.491	421.5	32
Columbia	District 2	15.227	423.2	32
Columbia	District 2	17.492	425.5	26
Columbia	District 2	21.902	429.9	70
Columbia	District 2	24.491	432.5	18
Columbia	District 2	25.011	433.0	18
Columbia	District 2	27.614	435.6	18
Columbia	District 2	28.549	436.5	18
Columbia	District 2	29.164	437.1	18
Hamilton	District 2	0.659	441.9	26
Hamilton	District 2	3.427	444.7	58
Hamilton	District 2	6.492	447.8	66
Hamilton	District 2	7.776	449.1	36
Hamilton	District 2	10.936	452.2	34
Hamilton	District 2	14.814	456.1	20
Hamilton	District 2	17.288	458.6	18
Hamilton	District 2	20.164	461.4	20
Hamilton	District 2	20.710	462.0	18
Hamilton	District 2	23.708	465.0	22
Hamilton	District 2	25.754	467.0	40
Hamilton	District 2	26.439	467.7	30
Hamilton	District 2	28.637	469.9	22

NARROW SHOULDER LOCATIONS

COUNTY	DISTRICT	MILE POST	MILE MARKER	WIDTHS	LENGTH	RECOMENDATION
Alachua	District 2	1.009	373.8	9'6"	200'	Narrow Shoulder Treatment
Alachua	District 2	9.739	382.5	9'1"	270'	Narrow Shoulder Treatment
Alachua	District 2	11.001	383.8	9'3"	315'	Narrow Shoulder Treatment
Alachua	District 2	12.204	385.0	9'4"	200'	Narrow Shoulder Treatment
Alachua	District 2	13.002	385.8	9'10"	140'	Narrow Shoulder Treatment
Alachua	District 2	14.512	387.3	9'6"	300'	Narrow Shoulder Treatment
Alachua	District 2	24.247	397.0	9'3"	350'	Narrow Shoulder Treatment
Alachua	District 2	24.595	397.4	9'7"	250'	Narrow Shoulder Treatment
Alachua	District 2	26.05	398.8	9'4"	200'	Narrow Shoulder Treatment
Alachua	District 2	26.183	399.0	9'5"	300'	Narrow Shoulder Treatment
Alachua	District 2	27.055	399.8	9'11"	80'	Narrow Shoulder Treatment
Columbia	District 2	15.001	423.0	9'2"	315'	Narrow Shoulder Treatment
Suwannee	District 2	0.028	438.4	9'9"	775'	Narrow Shoulder Treatment
Suwannee	District 2	3.157	441.6	9'6"	320'	Narrow Shoulder Treatment
Suwannee	District 2	3.592	442.0	10'	370'	Narrow Shoulder Treatment
Hamilton	District 2	16.455	457.7	9'1"	456'	Narrow Shoulder Treatment
Hamilton	District 2	18.378	459.7	10'	350'	Narrow Shoulder Treatment

NOTE:
IF NARROW SHOULDER LOCATIONS ARE LOCATED WITHIN TWO MILES OF EACH OTHER, THE TREATMENTS SHOWN ON THE TYPICAL NARROW SHOULDER CONCEPT PLAN CAN BE COMBINED TO REDUCE THE NUMBER OF SIGNS NEEDED.

LEO LOCATION ASSIGNMENT TABLE (FHP TROOPS C & B)

NO.	LEO NUMBER	MILE MARKER	LOCATION	TYPE
1.	75N-1	329	NORTH OF SR 44	BEGIN
2.	75N-2	470	SOUTH OF GEROGIA LINE	END

REVISIONS			
DATE	DESCRIPTION	DATE	DESCRIPTION

08/25/2017

STATE OF FLORIDA
DEPARTMENT OF TRANSPORTATION

ROAD NO.	COUNTY	FINANCIAL PROJECT ID
SR 93 NB	SUMTER, MARION, ALACHUA, COLUMBIA, SUWANNEE, HAMILTON	

SUMMARY OF CROSSOVERS, PINCH POINT, NARROW SHOULDER & LEO LOCATIONS

SHEET NO. 4

PLAN SHEET NOTE:

1. SIGNS SHOULD BE PLACED ONLY ON THE SIDE OF THE SHOULDER BEING USED.

NTS

BEGIN SHOULDER USE (MM 331.5)





SHOULDER USE (MM 470)

SHOULDER USE CONTINUATION TO GEORGIA IS COORDINATED BY CENTRAL OFFICE TRAFFIC ENGINEERING AND OPERATIONS OFFICE WITH THE GEORGIA DEPARTMENT OF TRANSPORTATION.

REVISIONS			
DATE	DESCRIPTION	DATE	DESCRIPTION

08/25/2017

STATE OF FLORIDA
DEPARTMENT OF TRANSPORTATION

ROAD NO.	COUNTY	FINANCIAL PROJECT ID
SR 93 NB	SUMTER, MARION, ALACHUA, COLUMBIA, SUWANNEE, HAMILTON	

TYPICAL LAYOUT FOR BEGIN AND END SHOULDER USE

SHEET NO. 5

PLAN SHEET NOTE:

1. SIGNS SHOULD BE PLACED ONLY ON THE SIDE OF THE SHOULDER BEING USED.

NTS

REVISIONS			
DATE	DESCRIPTION	DATE	DESCRIPTION

08/25/2017

STATE OF FLORIDA
DEPARTMENT OF TRANSPORTATION

ROAD NO.	COUNTY	FINANCIAL PROJECT ID
SR 93 NB	SUMTER, MARION, ALACHUA, COLUMBIA, SUWANNEE, HAMILTON	

TYPICAL LAYOUT AT INTERCHANGES

SHEET NO.
6

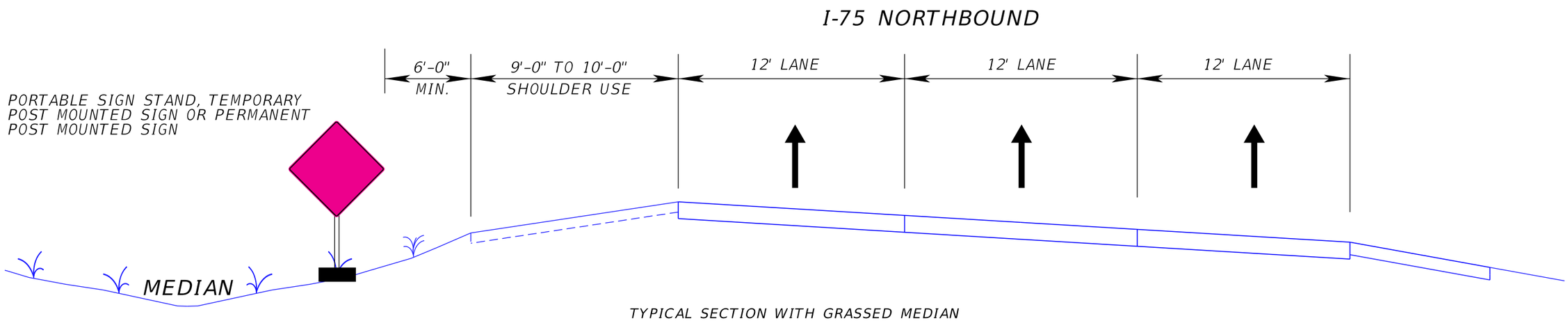

TYPICAL SECTION WITH GRASSED MEDIAN

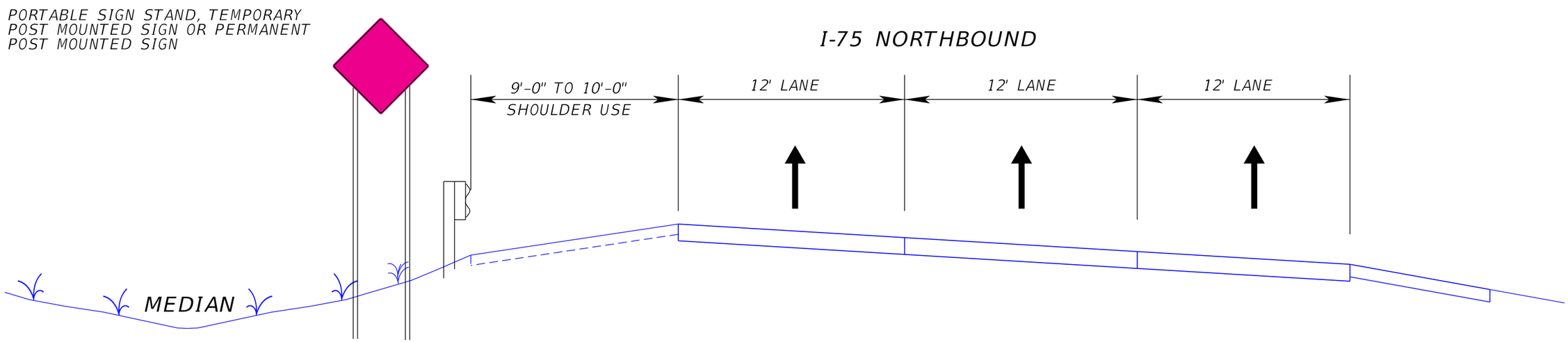

TYPICAL SECTION WITH ROADSIDE BARRIER ALONG EDGE OF SHOULDER

NTS

REVISIONS			
DATE	DESCRIPTION	DATE	DESCRIPTION

08/25/2017

STATE OF FLORIDA
DEPARTMENT OF TRANSPORTATION

ROAD NO.	COUNTY	FINANCIAL PROJECT ID
SR 93 NB	SUMTER, MARION, ALACHUA, COLUMBIA, SUWANNEE, HAMILTON	

TYPICAL
MEDIAN SIGN PLACEMENT

SHEET NO.
7

PLAN SHEET NOTE:

1. SIGNS SHALL BE PLACED ONLY ON THE SIDE OF THE SHOULDER ON WHICH A NARROW SHOULDER IS PRESENT.

NTS

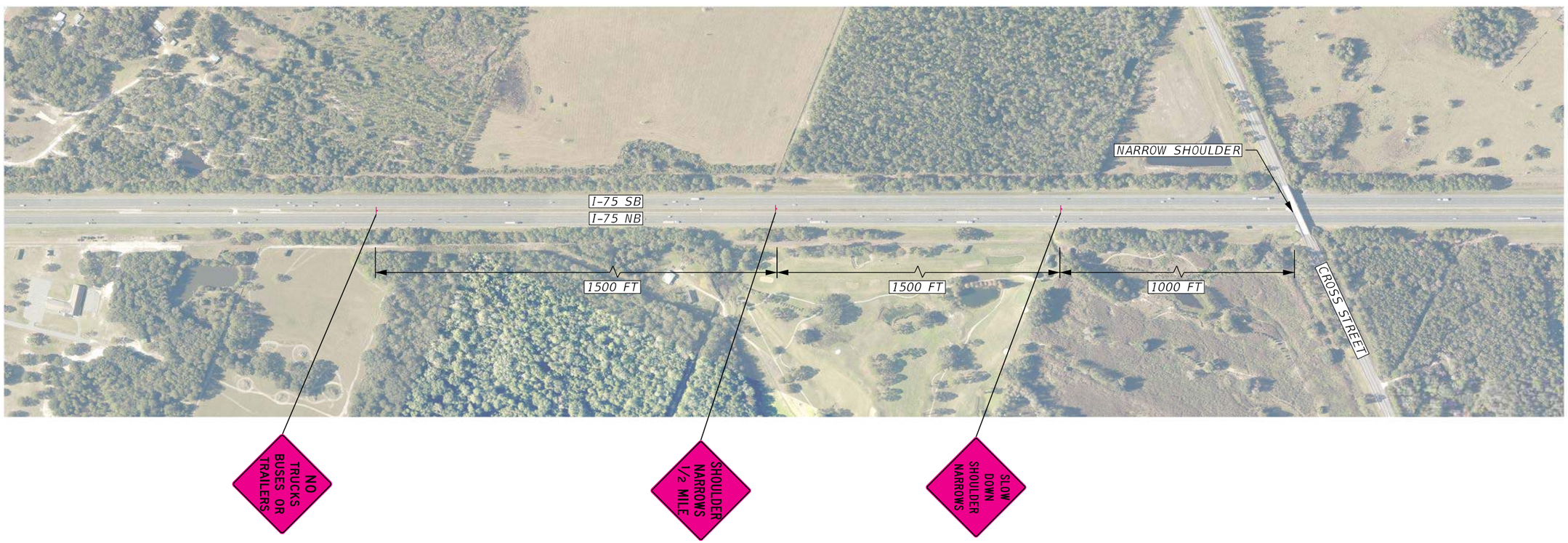

REVISIONS			
DATE	DESCRIPTION	DATE	DESCRIPTION

08/25/2017

STATE OF FLORIDA
DEPARTMENT OF TRANSPORTATION

ROAD NO.	COUNTY	FINANCIAL PROJECT ID
SR 93 NB	SUMTER, MARION, ALACHUA, COLUMBIA, SUWANNEE, HAMILTON	

TYPICAL NARROW SHOULDER CONCEPT PLAN

SHEET NO. 8

SIGN NAME	SIGN 101	QTY		SIGN NUMBER	STATION(S)
PANEL		BORDER			
WIDTH		WIDTH			
HEIGHT		RADII			
LEGEND		COLOR			
COLOR					

SYMBOL(S)	ANGLE	X	Y	WID	HT

SIGN NUMBER	NUMBER OF POSTS	CLEARANCE Edge Of Lane	COLUMN SIZE		AVERAGE LENGTH

SPACE INTENTIONALLY LEFT BLANK

NO. OF LIGHT FIXTURES | FIXTURE SPACING | PHOTOMETRIC CURVE | WATT | VOLTAGE

COPY																							
SPACE																							
COPY																							
SPACE																							
COPY																							
SPACE																							
COPY																							
SPACE																							
COPY																							
SPACE																							
COPY																							
SPACE																							

SIGN NAME	SIGN 102	QTY		SIGN NUMBER	STATION(S)
PANEL		BORDER			
WIDTH		WIDTH			
HEIGHT		RADII			
LEGEND		COLOR			
COLOR					

SYMBOL(S)	ANGLE	X	Y	WID	HT

SIGN NUMBER	NUMBER OF POSTS	CLEARANCE Edge Of Lane	COLUMN SIZE		AVERAGE LENGTH

SPACE INTENTIONALLY LEFT BLANK

NO. OF LIGHT FIXTURES | FIXTURE SPACING | PHOTOMETRIC CURVE | WATT | VOLTAGE

COPY																							
SPACE																							
COPY																							
SPACE																							
COPY																							
SPACE																							
COPY																							
SPACE																							
COPY																							
SPACE																							
COPY																							
SPACE																							

SIGN NAME	SIGN 103	QTY	1	SIGN NUMBER	STATION(S)
PANEL		BORDER			none
WIDTH	5'-6"	WIDTH	0.75"		
HEIGHT	5'-6"	RADII	1.38"		
LEGEND	Black	COLOR	Black		
COLOR	Coral				

SYMBOL(S)	ANGLE	X	Y	WID	HT

SIGN NUMBER	NUMBER OF POSTS	CLEARANCE Edge Of Lane	COLUMN SIZE		AVERAGE LENGTH

SIGN APPLICABLE TO:
-AA NB
-AA SB

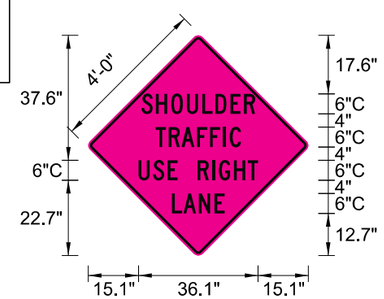

NO. OF LIGHT FIXTURES | FIXTURE SPACING | PHOTOMETRIC CURVE | WATT | VOLTAGE

COPY		S	H	O	U	L	D	E	R		L												
SPACE	16	4.4	4.6	4.7	4.7	3.9	4.6	4.1	3.4	16	34.3												
COPY		T	R	A	F	F	I	C		L													
SPACE	20.3	3.9	3.9	4.7	3.9	3.9	2	3.4	20.3	25.7													
COPY		U	S	E		R	I	G	H	T		L											
SPACE	15.1	4.4	4.4	3.1	6	4.4	2	4.6	4.2	3.1	15.1	36.1											
COPY		L	A	N	E		L																
SPACE	25.2	3.4	4.7	4.7	3.1	25.2	15.8																
COPY																							
SPACE																							
COPY																							
SPACE																							

SIGN NAME	SIGN 104	QTY	1	SIGN NUMBER	STATION(S)
PANEL		BORDER			none
WIDTH	5'-6"	WIDTH	0.75"		
HEIGHT	5'-6"	RADII	1.38"		
LEGEND	Black	COLOR	Black		
COLOR	Coral				

SYMBOL(S)	ANGLE	X	Y	WID	HT

SIGN NUMBER	NUMBER OF POSTS	CLEARANCE Edge Of Lane	COLUMN SIZE		AVERAGE LENGTH

SIGN APPLICABLE TO:
-I-75 NB
-I-4 EB
-I-10 WB
-AA NB
-AA SB

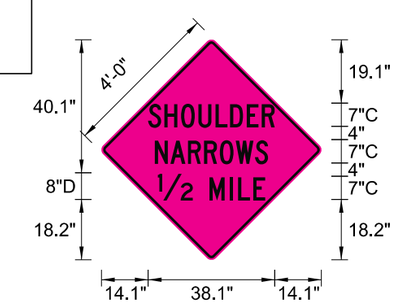

NO. OF LIGHT FIXTURES | FIXTURE SPACING | PHOTOMETRIC CURVE | WATT | VOLTAGE

COPY		S	H	O	U	L	D	E	R		L												
SPACE	14.1	4.9	5	5.3	5.2	4.4	5	4.5	3.9	14.1	38.2												
COPY		N	A	R	R	O	W	S		L													
SPACE	16.1	4.7	5.3	4.9	4.8	4.8	5.8	3.9	16.1	34.1													
COPY		1/2		M	I	L	E		L														
SPACE	17	10.6	5	6.2	2.5	4.5	3.6	17	32.4														
COPY																							
SPACE																							
COPY																							
SPACE																							
COPY																							
SPACE																							

REVISIONS

DATE	BY	DESCRIPTION	DATE	BY	DESCRIPTION

08/25/2017

STATE OF FLORIDA
DEPARTMENT OF TRANSPORTATION

ROAD NO.	COUNTY	FINANCIAL PROJECT ID

GUIDSIGN DETAIL FOR SHOULDER USE PLANS (FLUORESCENT PINK SIGNS)

SHEET NO. 9

SIGN NAME	SIGN 105	QTY	1	SIGN NUMBER	STATION(S)
PANEL		BORDER			none
WIDTH	5'-6"	WIDTH	0.75"		
HEIGHT	5'-6"	RADII	1.38"		
LEGEND	Black	COLOR	Black		
COLOR	Coral				

SYMBOL(S)	ANGLE	X	Y	WID	HT

SIGN NUMBER	NUMBER OF POSTS	CLEARANCE Edge Of Lane	COLUMN SIZE		AVERAGE LENGTH

SIGN APPLICABLE TO:
-I-10 WB
-AA NB
-AA SB

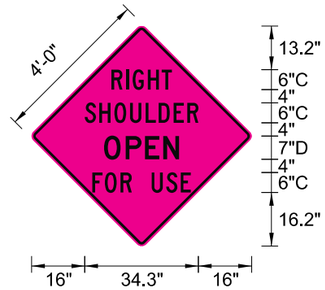

NO. OF LIGHT FIXTURES | FIXTURE SPACING | PHOTOMETRIC CURVE | WATT | VOLTAGE

COPY		R	I	G	H	T		L															
SPACE	24	4.4	2	4.6	4.2	3.1	24	18.2															
COPY		S	H	O	U	L	D	E	R		L												
SPACE	16	4.4	4.6	4.7	4.7	3.9	4.6	4.1	3.4	16	34.3												
COPY		O	P	E	N		L																
SPACE	21.9	6.5	5.8	5.5	4.8	21.9	22.6																
COPY		F	O	R		U	S	E		L													
SPACE	18.3	3.8	4.7	3.4	6	4.4	4.4	3.1	18.3	29.7													
COPY																							
SPACE																							
COPY																							
SPACE																							

SIGN NAME	SIGN 106	QTY	1	SIGN NUMBER	STATION(S)
PANEL		BORDER			none
WIDTH	5'-6"	WIDTH	0.75"		
HEIGHT	5'-6"	RADII	1.38"		
LEGEND	Black	COLOR	Black		
COLOR	Coral				

SYMBOL(S)	ANGLE	X	Y	WID	HT

SIGN NUMBER	NUMBER OF POSTS	CLEARANCE Edge Of Lane	COLUMN SIZE		AVERAGE LENGTH

SIGN APPLICABLE TO:
-AA NB
-AA SB

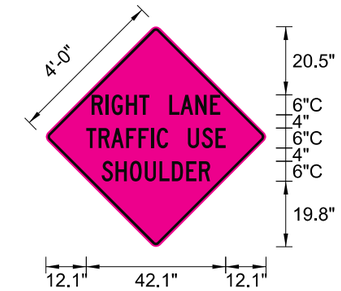

NO. OF LIGHT FIXTURES | FIXTURE SPACING | PHOTOMETRIC CURVE | WATT | VOLTAGE

COPY		R	I	G	H	T		L	A	N	E		L										
SPACE	13.8	4.2	1.8	4.3	4	3.1	6	3.3	4.5	4.4	3.1	13.8	38.7										
COPY		T	R	A	F	F	I	C		U	S	E		L									
SPACE	12.1	3.7	3.8	4.5	3.7	3.7	1.8	3.4	6	4.2	4.2	3.1	12.1	42.1									
COPY		S	H	O	U	L	D	E	R		L												
SPACE	16.8	4.2	4.3	4.5	4.4	3.7	4.3	3.9	3.4	16.8	32.7												
COPY																							
SPACE																							
COPY																							
SPACE																							
COPY																							
SPACE																							

SIGN NAME	SIGN 107	QTY	1	SIGN NUMBER	STATION(S)
PANEL		BORDER			none
WIDTH	5'-6"	WIDTH	0.75"		
HEIGHT	5'-6"	RADII	1.38"		
LEGEND	Black	COLOR	Black		
COLOR	Coral				

SYMBOL(S)	ANGLE	X	Y	WID	HT

SIGN NUMBER	NUMBER OF POSTS	CLEARANCE Edge Of Lane	COLUMN SIZE		AVERAGE LENGTH

SIGN APPLICABLE TO:
-AA NB
-AA SB

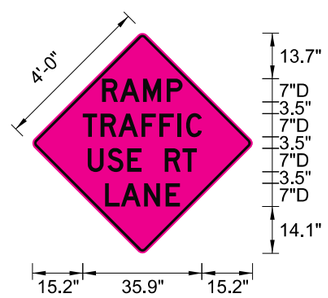

NO. OF LIGHT FIXTURES | FIXTURE SPACING | PHOTOMETRIC CURVE | WATT | VOLTAGE

COPY		R	A	M	P		L																
SPACE	21	5.3	7	7.1	4.8	21.1	24.2																
COPY		T	R	A	F	F	I	C		L													
SPACE	15.2	5.4	5.3	7	5.4	5.4	2.7	4.8	15.2	35.9													
COPY		U	S	E		R	T		L														
SPACE	16.7	6	6	4.3	7	5.3	4.3	16.8	32.9														
COPY		L	A	N	E		L																
SPACE	21.9	4.8	7	6.4	4.3	21.9	22.5																
COPY																							
SPACE																							
COPY																							
SPACE																							

SIGN NAME	SIGN 108	QTY	1	SIGN NUMBER	STATION(S)
PANEL		BORDER			none
WIDTH	5'-6"	WIDTH	0.75"		
HEIGHT	5'-6"	RADII	1.38"		
LEGEND	Black	COLOR	Black		
COLOR	Coral				

SYMBOL(S)	ANGLE	X	Y	WID	HT

SIGN NUMBER	NUMBER OF POSTS	CLEARANCE Edge Of Lane	COLUMN SIZE		AVERAGE LENGTH

SIGN APPLICABLE TO:
-I-10 WB
-AA NB
-AA SB

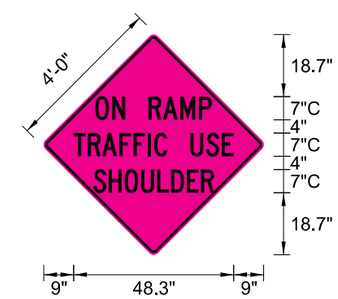

NO. OF LIGHT FIXTURES | FIXTURE SPACING | PHOTOMETRIC CURVE | WATT | VOLTAGE

COPY		O	N		R	A	M	P		L													
SPACE	15.6	5.1	3.9	7	4.4	5.2	5.7	3.9	15.6	35.2													
COPY		T	R	A	F	F	I	C		U	S	E		L									
SPACE	9	4.3	4.4	5.2	4.3	4.3	2	3.9	7	4.8	4.8	3.6	9	48.3									
COPY		S	H	O	U	L	D	E	R		L												
SPACE	15	4.6	4.8	5	4.9	4.2	4.8	4.3	3.9	15	36.4												
COPY																							
SPACE																							
COPY																							
SPACE																							
COPY																							
SPACE																							

REVISIONS

DATE	BY	DESCRIPTION	DATE	BY	DESCRIPTION

08/25/2017

STATE OF FLORIDA
DEPARTMENT OF TRANSPORTATION

ROAD NO.	COUNTY	FINANCIAL PROJECT ID

GUIDSIGN DETAIL FOR SHOULDER USE PLANS (FLUORESCENT PINK SIGNS)

SHEET NO.
10

SIGN NAME	SIGN 109	QTY	1	SIGN NUMBER	STATION(S)
PANEL		BORDER			none
WIDTH	5'-6"	WIDTH	0.75"		
HEIGHT	5'-6"	RADII	1.38"		
LEGEND	Black	COLOR	Black		
COLOR	Coral				

SYMBOL(S)	ANGLE	X	Y	WID	HT

SIGN NUMBER	NUMBER OF POSTS	CLEARANCE Edge Of Lane	COLUMN SIZE		AVERAGE LENGTH

SIGN APPLICABLE TO:
-I-75 NB
-I-4 EB
-I-10 WB
-AA NB
-AA SB

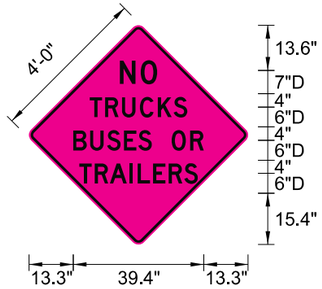

NO. OF LIGHT FIXTURES		FIXTURE SPACING		PHOTOMETRIC CURVE		WATT		VOLTAGE	

COPY		N	O		L																		
SPACE	27.4	6.3	5	27.4	11.3																		
COPY		T	R	U	C	K	S		L														
SPACE	18.3	4.6	5.1	5.4	5.4	4.8	4.1	18.3	29.4														
COPY		B	U	S	E	S		O	R		L												
SPACE	13.3	5.1	5.1	5.1	4.3	4.1	6	5.6	4.1	13.3	39.4												
COPY		T	R	A	I	L	E	R	S		L												
SPACE	15.2	4.6	4.6	6	2.4	4.6	4.7	4.7	4.1	15.1	35.7												
COPY																							
SPACE																							
COPY																							
SPACE																							

SIGN NAME	SIGN 110	QTY	1	SIGN NUMBER	STATION(S)
PANEL		BORDER			none
WIDTH	5'-6"	WIDTH	0.75"		
HEIGHT	5'-6"	RADII	1.38"		
LEGEND	Black	COLOR	Black		
COLOR	Coral				

SYMBOL(S)	ANGLE	X	Y	WID	HT

SIGN NUMBER	NUMBER OF POSTS	CLEARANCE Edge Of Lane	COLUMN SIZE		AVERAGE LENGTH

SIGN APPLICABLE TO:
-I-75 NB
-I-4 EB
-I-10 WB
-AA NB
-AA SB

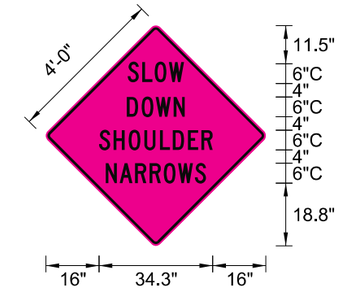

NO. OF LIGHT FIXTURES		FIXTURE SPACING		PHOTOMETRIC CURVE		WATT		VOLTAGE	

COPY		S	L	O	W		L																
SPACE	24.7	4.4	3.8	4.3	4.6	24.7	17																
COPY		D	O	W	N		L																
SPACE	24.4	4.4	4.3	5.4	3.4	24.4	17.5																
COPY		S	H	O	U	L	D	E	R		L												
SPACE	16	4.4	4.6	4.7	4.7	3.9	4.6	4.1	3.4	16	34.3												
COPY		N	A	R	R	O	W	S		L													
SPACE	18	4.2	4.7	4.4	4.3	4.3	5.1	3.4	18	30.2													
COPY																							
SPACE																							
COPY																							
SPACE																							

SIGN NAME	SIGN 111	QTY		SIGN NUMBER	STATION(S)
PANEL		BORDER			
WIDTH		WIDTH			
HEIGHT		RADII			
LEGEND		COLOR			
COLOR					

SYMBOL(S)	ANGLE	X	Y	WID	HT

SIGN NUMBER	NUMBER OF POSTS	CLEARANCE Edge Of Lane	COLUMN SIZE		AVERAGE LENGTH

SPACE
INTENTIONALLY
LEFT BLANK

NO. OF LIGHT FIXTURES		FIXTURE SPACING		PHOTOMETRIC CURVE		WATT		VOLTAGE	

COPY																							
SPACE																							
COPY																							
SPACE																							
COPY																							
SPACE																							
COPY																							
SPACE																							
COPY																							
SPACE																							
COPY																							
SPACE																							

SIGN NAME	SIGN 112	QTY		SIGN NUMBER	STATION(S)
PANEL		BORDER			
WIDTH		WIDTH			
HEIGHT		RADII			
LEGEND		COLOR			
COLOR					

SYMBOL(S)	ANGLE	X	Y	WID	HT

SIGN NUMBER	NUMBER OF POSTS	CLEARANCE Edge Of Lane	COLUMN SIZE		AVERAGE LENGTH

SPACE
INTENTIONALLY
LEFT BLANK

NO. OF LIGHT FIXTURES		FIXTURE SPACING		PHOTOMETRIC CURVE		WATT		VOLTAGE	

COPY																							
SPACE																							
COPY																							
SPACE																							
COPY																							
SPACE																							
COPY																							
SPACE																							
COPY																							
SPACE																							
COPY																							
SPACE																							

REVISIONS

DATE	BY	DESCRIPTION	DATE	BY	DESCRIPTION

08/25/2017

STATE OF FLORIDA
DEPARTMENT OF TRANSPORTATION

ROAD NO.	COUNTY	FINANCIAL PROJECT ID

GUIDSIGN DETAIL FOR SHOULDER USE PLANS (FLUORESCENT PINK SIGNS)

SHEET NO.
11

SIGN NAME	SIGN 113	QTY	1	SIGN NUMBER	STATION(S)
PANEL		BORDER			none
WIDTH	5'-6"	WIDTH	0.75"		
HEIGHT	5'-6"	RADII	1.38"		
LEGEND	Black	COLOR	Black		
COLOR	Coral				

SYMBOL(S)	ANGLE	X	Y	WID	HT

SIGN NUMBER	NUMBER OF POSTS	CLEARANCE Edge Of Lane	COLUMN SIZE		AVERAGE LENGTH

SIGN APPLICABLE TO:
-I-10 WB
-AA NB
-AA SB

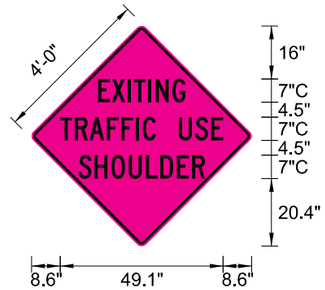

NO. OF LIGHT FIXTURES		FIXTURE SPACING		PHOTOMETRIC CURVE		WATT		VOLTAGE	

COPY		E	X	I	T	I	N	G		L													
SPACE	20.1	4.1	4.9	1.8	4.4	2.2	5	3.9	20	26.3													
COPY		T	R	A	F	F	I	C		U	S	E		L									
SPACE	8.6	4.4	4.4	5.3	4.4	4.4	2.1	3.9	7	4.9	4.9	3.6	8.6	49.1									
COPY		S	H	O	U	L	D	E	R		L												
SPACE	14.1	4.9	5	5.3	5.2	4.4	5	4.5	3.9	14.1	38.1												
COPY																							
SPACE																							
COPY																							
SPACE																							
COPY																							
SPACE																							

SIGN NAME	SIGN 114	QTY	1	SIGN NUMBER	STATION(S)
PANEL		BORDER			none
WIDTH	5'-6"	WIDTH	0.75"		
HEIGHT	5'-6"	RADII	1.38"		
LEGEND	Black	COLOR	Black		
COLOR	Coral				

SYMBOL(S)	ANGLE	X	Y	WID	HT

SIGN NUMBER	NUMBER OF POSTS	CLEARANCE Edge Of Lane	COLUMN SIZE		AVERAGE LENGTH

SIGN APPLICABLE TO:
-I-4 EB
-I-10 WB
-AA NB
-AA SB

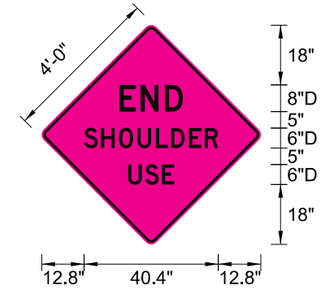

NO. OF LIGHT FIXTURES		FIXTURE SPACING		PHOTOMETRIC CURVE		WATT		VOLTAGE	

COPY		E	N	D		L																	
SPACE	23.4	6.3	7.4	5.4	23.4	19.1																	
COPY		S	H	O	U	L	D	E	R		L												
SPACE	12.8	5.1	5.4	5.6	5.5	4.6	5.4	4.7	4.1	12.8	40.4												
COPY		U	S	E		L																	
SPACE	26	5.1	5.1	3.7	26	13.9																	
COPY																							
SPACE																							
COPY																							
SPACE																							
COPY																							
SPACE																							

SIGN NAME	SIGN 115	QTY	1	SIGN NUMBER	STATION(S)
PANEL		BORDER			none
WIDTH	5'-6"	WIDTH	0.75"		
HEIGHT	5'-6"	RADII	1.38"		
LEGEND	Black	COLOR	Black		
COLOR	Coral				

SYMBOL(S)	ANGLE	X	Y	WID	HT

SIGN NUMBER	NUMBER OF POSTS	CLEARANCE Edge Of Lane	COLUMN SIZE		AVERAGE LENGTH

SIGN APPLICABLE TO:
-I-4 EB
-I-10 WB
-AA NB
-AA SB

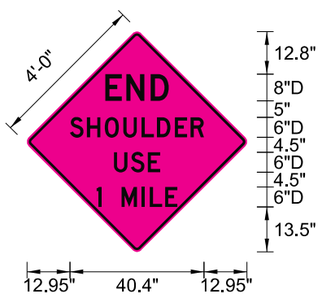

NO. OF LIGHT FIXTURES		FIXTURE SPACING		PHOTOMETRIC CURVE		WATT		VOLTAGE	

COPY		E	N	D		L																	
SPACE	23.6	6.3	7.4	5.4	23.6	19.1																	
COPY		S	H	O	U	L	D	E	R		L												
SPACE	12.9	5.1	5.4	5.6	5.5	4.6	5.4	4.7	4.1	12.9	40.4												
COPY		U	S	E		L																	
SPACE	26.2	5.1	5.1	3.7	26.2	13.9																	
COPY		1		M	I	L	E		L														
SPACE	21	1.5	6	6.1	2.4	4.6	3.7	21	24.4														
COPY																							
SPACE																							
COPY																							
SPACE																							

SIGN NAME	SIGN 116	QTY	1	SIGN NUMBER	STATION(S)
PANEL		BORDER			none
WIDTH	5'-6"	WIDTH	0.75"		
HEIGHT	5'-6"	RADII	1.38"		
LEGEND	Black	COLOR	Black		
COLOR	Coral				

SYMBOL(S)	ANGLE	X	Y	WID	HT

SIGN NUMBER	NUMBER OF POSTS	CLEARANCE Edge Of Lane	COLUMN SIZE		AVERAGE LENGTH

SIGN APPLICABLE TO:
-AA NB
-AA SB

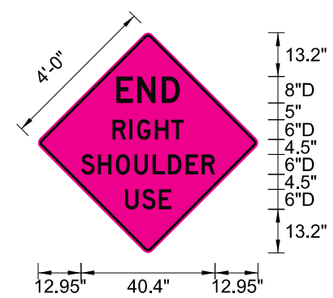

NO. OF LIGHT FIXTURES		FIXTURE SPACING		PHOTOMETRIC CURVE		WATT		VOLTAGE	

COPY		E	N	D		L																	
SPACE	23.6	6.3	7.4	5.4	23.6	19.1																	
COPY		R	I	G	H	T		L															
SPACE	22.4	5.1	2.3	5.4	5	3.7	22.4	21.5															
COPY		S	H	O	U	L	D	E	R		L												
SPACE	12.9	5.1	5.4	5.6	5.5	4.6	5.4	4.7	4.1	12.9	40.4												
COPY		U	S	E		L																	
SPACE	26.2	5.1	5.1	3.7	26.2	13.9																	
COPY																							
SPACE																							
COPY																							
SPACE																							

REVISIONS					
DATE	BY	DESCRIPTION	DATE	BY	DESCRIPTION

08/25/2017

STATE OF FLORIDA
DEPARTMENT OF TRANSPORTATION

ROAD NO.	COUNTY	FINANCIAL PROJECT ID

GUIDSIGN DETAIL FOR SHOULDER USE PLANS (FLUORESCENT PINK SIGNS)

SHEET NO.
12

SIGN NAME	SIGN 117	QTY	1	SIGN NUMBER	STATION(S)
PANEL		BORDER			none
WIDTH	5'-6"	WIDTH	0.75"		
HEIGHT	5'-6"	RADII	1.38"		
LEGEND	Black	COLOR	Black		
COLOR	Coral				

SYMBOL(S)	ANGLE	X	Y	WID	HT

SIGN NUMBER	NUMBER OF POSTS	CLEARANCE Edge Of Lane	COLUMN SIZE		AVERAGE LENGTH

SIGN APPLICABLE TO:
-AA NB
-AA SB

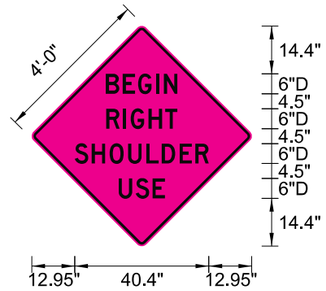

NO. OF LIGHT FIXTURES | FIXTURE SPACING | PHOTOMETRIC CURVE | WATT | VOLTAGE

COPY		B	E	G	I	N		L															
SPACE	22.3	5.1	4.6	5.4	2.4	4.1	22.4	21.6															
COPY		R	I	G	H	T		L															
SPACE	22.4	5.1	2.3	5.4	5	3.7	22.4	21.5															
COPY		S	H	O	U	L	D	E	R		L												
SPACE	12.9	5.1	5.4	5.6	5.5	4.6	5.4	4.7	4.1	12.9	40.4												
COPY		U	S	E		L																	
SPACE	26.2	5.1	5.1	3.7	26.2	13.9																	
COPY																							
SPACE																							
COPY																							
SPACE																							

SIGN NAME	SIGN 118	QTY	1	SIGN NUMBER	STATION(S)
PANEL		BORDER			none
WIDTH	5'-6"	WIDTH	0.75"		
HEIGHT	5'-6"	RADII	1.38"		
LEGEND	Black	COLOR	Black		
COLOR	Coral				

SYMBOL(S)	ANGLE	X	Y	WID	HT

SIGN NUMBER	NUMBER OF POSTS	CLEARANCE Edge Of Lane	COLUMN SIZE		AVERAGE LENGTH

SIGN APPLICABLE TO:
-I-75 NB
-I-4 EB

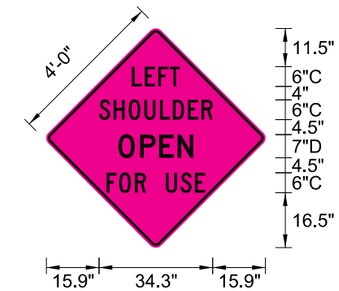

NO. OF LIGHT FIXTURES | FIXTURE SPACING | PHOTOMETRIC CURVE | WATT | VOLTAGE

COPY		L	E	F	T		L																
SPACE	25.8	3.9	4.1	3.4	3.1	25.8	14.5																
COPY		S	H	O	U	L	D	E	R		L												
SPACE	15.9	4.4	4.6	4.7	4.7	3.9	4.6	4.1	3.4	15.9	34.3												
COPY		O	P	E	N		L																
SPACE	21.7	6.5	5.8	5.5	4.8	21.7	22.6																
COPY		F	O	R		U	S	E		L													
SPACE	18.2	3.8	4.7	3.4	6	4.4	4.4	3.1	18.2	29.7													
COPY																							
SPACE																							
COPY																							
SPACE																							

SIGN NAME	SIGN 119	QTY	1	SIGN NUMBER	STATION(S)
PANEL		BORDER			none
WIDTH	5'-6"	WIDTH	0.75"		
HEIGHT	5'-6"	RADII	1.38"		
LEGEND	Black	COLOR	Black		
COLOR	Coral				

SYMBOL(S)	ANGLE	X	Y	WID	HT

SIGN NUMBER	NUMBER OF POSTS	CLEARANCE Edge Of Lane	COLUMN SIZE		AVERAGE LENGTH

SIGN APPLICABLE TO:
-I-10 WB
-AA NB
-AA SB

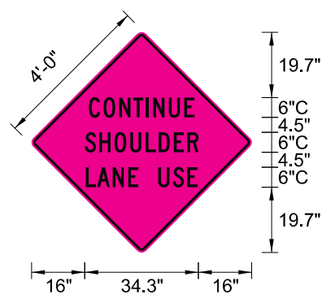

NO. OF LIGHT FIXTURES | FIXTURE SPACING | PHOTOMETRIC CURVE | WATT | VOLTAGE

COPY		C	O	N	T	I	N	U	E		L												
SPACE	17.2	4.4	4.7	4.2	3.9	2.2	4.7	4.7	3.1	17.2	31.9												
COPY		S	H	O	U	L	D	E	R		L												
SPACE	16	4.4	4.6	4.7	4.7	3.9	4.6	4.1	3.4	16	34.3												
COPY		L	A	N	E		U	S	E		L												
SPACE	16.3	3.4	4.7	4.7	3.1	6	4.4	4.4	3.1	16.3	33.7												
COPY																							
SPACE																							
COPY																							
SPACE																							
COPY																							
SPACE																							

SIGN NAME	SIGN 120	QTY	1	SIGN NUMBER	STATION(S)
PANEL		BORDER			none
WIDTH	5'-6"	WIDTH	0.75"		
HEIGHT	5'-6"	RADII	1.38"		
LEGEND	Black	COLOR	Black		
COLOR	Coral				

SYMBOL(S)	ANGLE	X	Y	WID	HT

SIGN NUMBER	NUMBER OF POSTS	CLEARANCE Edge Of Lane	COLUMN SIZE		AVERAGE LENGTH

SIGN APPLICABLE TO:
-I-10

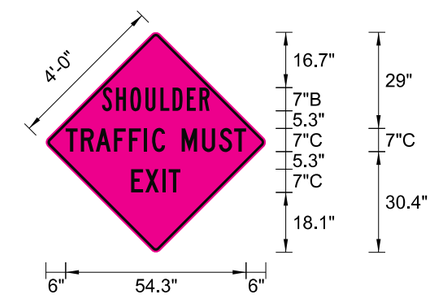

NO. OF LIGHT FIXTURES | FIXTURE SPACING | PHOTOMETRIC CURVE | WATT | VOLTAGE

COPY		S	H	O	U	L	D	E	R		L												
SPACE	17	4.1	4.3	4.6	4.5	3.6	4.3	3.8	3	17	32.3												
COPY		T	R	A	F	F	I	C		M	U	S	T		L								
SPACE	6	4.5	4.6	5.5	4.6	4.5	2.4	3.9	5	6.2	5.1	4.5	3.6	6	54.3								
COPY		E	X	I	T		L																
SPACE	25.7	4.2	5.1	2	3.6	25.7	14.8																
COPY																							
SPACE																							
COPY																							
SPACE																							
COPY																							
SPACE																							

REVISIONS

DATE	BY	DESCRIPTION	DATE	BY	DESCRIPTION

08/25/2017

STATE OF FLORIDA
DEPARTMENT OF TRANSPORTATION

ROAD NO.	COUNTY	FINANCIAL PROJECT ID

GUIDSIGN DETAIL FOR SHOULDER USE PLANS (FLUORESCENT PINK SIGNS)

SHEET NO. 13

SIGN NAME	SIGN 121	QTY	1	SIGN NUMBER	STATION(S)
PANEL		BORDER			none
WIDTH	5'-6"	WIDTH	0.75"		
HEIGHT	5'-6"	RADII	1.38"		
LEGEND	Black	COLOR	Black		
COLOR	Coral				

SYMBOL(S)	ANGLE	X	Y	WID	HT

SIGN NUMBER	NUMBER OF POSTS	CLEARANCE Edge Of Lane	COLUMN SIZE		AVERAGE LENGTH

SIGN APPLICABLE TO:
-AA NB
-AA SB

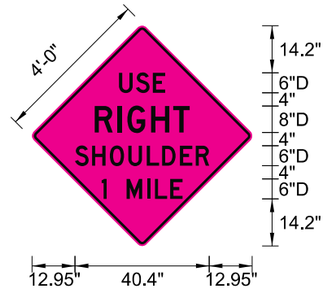

NO. OF LIGHT FIXTURES | FIXTURE SPACING | PHOTOMETRIC CURVE | WATT | VOLTAGE

COPY		U	S	E		L																	
SPACE	26.2	5.1	5.1	3.7	26.2	13.9																	
COPY		R	I	G	H	T		L															
SPACE	18.8	6.8	3	7.2	6.6	5	18.8	28.6															
COPY		S	H	O	U	L	D	E	R		L												
SPACE	12.9	5.1	5.4	5.6	5.5	4.6	5.4	4.7	4.1	12.9	40.4												
COPY		1		M	I	L	E		L														
SPACE	21	1.5	6	6.1	2.4	4.6	3.7	21	24.4														
COPY																							
SPACE																							
COPY																							
SPACE																							

SIGN NAME	SIGN 122	QTY	1	SIGN NUMBER	STATION(S)
PANEL		BORDER			none
WIDTH	5'-6"	WIDTH	0.75"		
HEIGHT	5'-6"	RADII	1.38"		
LEGEND	Black	COLOR	Black		
COLOR	Coral				

SYMBOL(S)	ANGLE	X	Y	WID	HT

SIGN NUMBER	NUMBER OF POSTS	CLEARANCE Edge Of Lane	COLUMN SIZE		AVERAGE LENGTH

SIGN APPLICABLE TO:
-AA NB
-AA SB

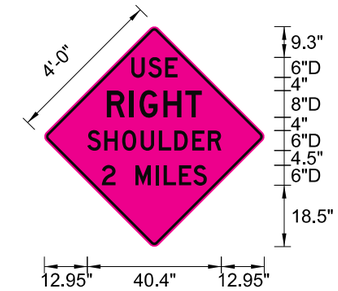

NO. OF LIGHT FIXTURES | FIXTURE SPACING | PHOTOMETRIC CURVE | WATT | VOLTAGE

COPY		U	S	E		L																	
SPACE	26.2	5.1	5.1	3.7	26.2	13.9																	
COPY		R	I	G	H	T		L															
SPACE	18.8	6.8	3	7.2	6.6	5	18.8	28.6															
COPY		S	H	O	U	L	D	E	R		L												
SPACE	12.9	5.1	5.4	5.6	5.5	4.6	5.4	4.7	4.1	12.9	40.4												
COPY		2		M	I	L	E	S		L													
SPACE	17.4	4.1	6	6.1	2.4	4.6	4.3	4.1	17.4	31.6													
COPY																							
SPACE																							
COPY																							
SPACE																							

SIGN NAME	SIGN 123	QTY	1	SIGN NUMBER	STATION(S)
PANEL		BORDER			none
WIDTH	5'-6"	WIDTH	0.75"		
HEIGHT	5'-6"	RADII	1.38"		
LEGEND	Black	COLOR	Black		
COLOR	Coral				

SYMBOL(S)	ANGLE	X	Y	WID	HT

SIGN NUMBER	NUMBER OF POSTS	CLEARANCE Edge Of Lane	COLUMN SIZE		AVERAGE LENGTH

SIGN APPLICABLE TO:
- OPTIONAL SIGNS TO BE USED AS NEEDED FOR ADVANCE NOTIFICATION FOR I-4 AND I-75 SHOULDER USE.

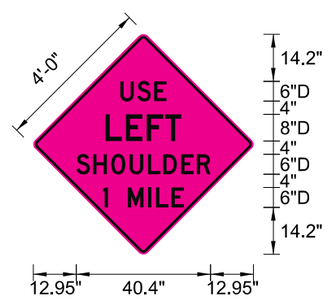

NO. OF LIGHT FIXTURES | FIXTURE SPACING | PHOTOMETRIC CURVE | WATT | VOLTAGE

COPY		U	S	E		L																	
SPACE	26.2	5.1	5.1	3.7	26.2	13.9																	
COPY		L	E	F	T		L																
SPACE	21.7	6.2	6.3	5.4	5	21.7	22.9																
COPY		S	H	O	U	L	D	E	R		L												
SPACE	12.9	5.1	5.4	5.6	5.5	4.6	5.4	4.7	4.1	12.9	40.4												
COPY		1		M	I	L	E		L														
SPACE	21	1.5	6	6.1	2.4	4.6	3.7	21	24.4														
COPY																							
SPACE																							
COPY																							
SPACE																							

SIGN NAME	SIGN 124	QTY	1	SIGN NUMBER	STATION(S)
PANEL		BORDER			none
WIDTH	5'-6"	WIDTH	0.75"		
HEIGHT	5'-6"	RADII	1.38"		
LEGEND	Black	COLOR	Black		
COLOR	Coral				

SYMBOL(S)	ANGLE	X	Y	WID	HT

SIGN NUMBER	NUMBER OF POSTS	CLEARANCE Edge Of Lane	COLUMN SIZE		AVERAGE LENGTH

SIGN APPLICABLE TO:
- OPTIONAL SIGNS TO BE USED AS NEEDED FOR ADVANCE NOTIFICATION FOR I-4 AND I-75 SHOULDER USE.

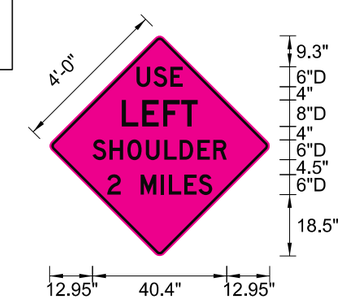

NO. OF LIGHT FIXTURES | FIXTURE SPACING | PHOTOMETRIC CURVE | WATT | VOLTAGE

COPY		U	S	E		L																	
SPACE	26.2	5.1	5.1	3.7	26.2	13.9																	
COPY		L	E	F	T		L																
SPACE	21.7	6.2	6.3	5.4	5	21.7	22.9																
COPY		S	H	O	U	L	D	E	R		L												
SPACE	12.9	5.1	5.4	5.6	5.5	4.6	5.4	4.7	4.1	12.9	40.4												
COPY		2		M	I	L	E	S		L													
SPACE	17.4	4.1	6	6.1	2.4	4.6	4.3	4.1	17.4	31.6													
COPY																							
SPACE																							
COPY																							
SPACE																							

REVISIONS

DATE	BY	DESCRIPTION	DATE	BY	DESCRIPTION

08/25/2017

STATE OF FLORIDA
DEPARTMENT OF TRANSPORTATION

ROAD NO.	COUNTY	FINANCIAL PROJECT ID

GUIDSIGN DETAIL FOR SHOULDER USE PLANS (FLUORESCENT PINK SIGNS)

SHEET NO.
14

SIGN NAME	SIGN 125	QTY	1	SIGN NUMBER	STATION(S)
PANEL		BORDER			none
WIDTH	5'-6"	WIDTH	0.75"		
HEIGHT	5'-6"	RADII	1.38"		
LEGEND	Black	COLOR	Black		
COLOR	Coral				

SYMBOL(S)	ANGLE	X	Y	WID	HT

SIGN NUMBER	NUMBER OF POSTS	CLEARANCE Edge Of Lane	COLUMN SIZE		AVERAGE LENGTH

SIGN APPLICABLE TO:
-AA NB
-AA SB

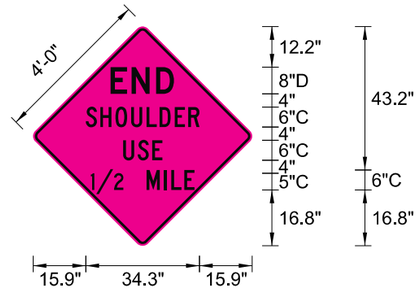

NO. OF LIGHT FIXTURES		FIXTURE SPACING		PHOTOMETRIC CURVE		WATT		VOLTAGE	

COPY		E	N	D		L																	
SPACE	23.4	6.3	7.4	5.4	23.5	19.1																	
COPY		S	H	O	U	L	D	E	R		L												
SPACE	15.9	4.4	4.6	4.7	4.7	3.9	4.6	4.1	3.4	15.9	34.3												
COPY		U	S	E		L																	
SPACE	27.1	4.4	4.4	3.1	27.1	11.8																	
COPY		1	/	2			M	I	L	E		L											
SPACE	17.4	1.6	5.4	2.8	5	2	5.3	2.2	3.9	3.1	17.4	31.2											
COPY																							
SPACE																							
COPY																							
SPACE																							

SIGN NAME	SIGN 126	QTY	1	SIGN NUMBER	STATION(S)
PANEL		BORDER			none
WIDTH	5'-6"	WIDTH	0.75"		
HEIGHT	5'-6"	RADII	1.38"		
LEGEND	Black	COLOR	Black		
COLOR	Coral				

SYMBOL(S)	ANGLE	X	Y	WID	HT

SIGN NUMBER	NUMBER OF POSTS	CLEARANCE Edge Of Lane	COLUMN SIZE		AVERAGE LENGTH

SIGN APPLICABLE TO:
-AA NB

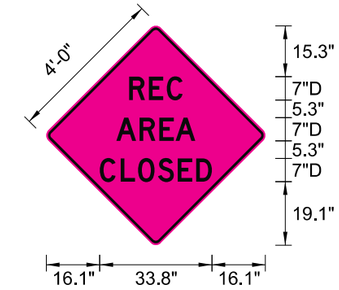

NO. OF LIGHT FIXTURES		FIXTURE SPACING		PHOTOMETRIC CURVE		WATT		VOLTAGE	

COPY		R	E	C		L																	
SPACE	25	5.9	5.4	4.8	25	16.1																	
COPY		A	R	E	A		L																
SPACE	21.1	7	6	4.9	6	21.1	23.8																
COPY		C	L	O	S	E	D		L														
SPACE	16.1	6.3	5.3	6	6	5.5	4.8	16.1	33.8														
COPY																							
SPACE																							
COPY																							
SPACE																							
COPY																							
SPACE																							

SIGN NAME		QTY		SIGN NUMBER	STATION(S)
PANEL		BORDER			
WIDTH		WIDTH			
HEIGHT		RADII			
LEGEND		COLOR			
COLOR					

SYMBOL(S)	ANGLE	X	Y	WID	HT

SIGN NUMBER	NUMBER OF POSTS	CLEARANCE Edge Of Lane	COLUMN SIZE		AVERAGE LENGTH

SPACE
INTENTIONALLY
LEFT BLANK

NO. OF LIGHT FIXTURES		FIXTURE SPACING		PHOTOMETRIC CURVE		WATT		VOLTAGE	

COPY																							
SPACE																							
COPY																							
SPACE																							
COPY																							
SPACE																							
COPY																							
SPACE																							
COPY																							
SPACE																							
COPY																							
SPACE																							

SIGN NAME		QTY		SIGN NUMBER	STATION(S)
PANEL		BORDER			
WIDTH		WIDTH			
HEIGHT		RADII			
LEGEND		COLOR			
COLOR					

SYMBOL(S)	ANGLE	X	Y	WID	HT

SIGN NUMBER	NUMBER OF POSTS	CLEARANCE Edge Of Lane	COLUMN SIZE		AVERAGE LENGTH

SPACE
INTENTIONALLY
LEFT BLANK

NO. OF LIGHT FIXTURES		FIXTURE SPACING		PHOTOMETRIC CURVE		WATT		VOLTAGE	

COPY																							
SPACE																							
COPY																							
SPACE																							
COPY																							
SPACE																							
COPY																							
SPACE																							
COPY																							
SPACE																							
COPY																							
SPACE																							

REVISIONS

DATE	BY	DESCRIPTION	DATE	BY	DESCRIPTION

08/25/2017

STATE OF FLORIDA
DEPARTMENT OF TRANSPORTATION

ROAD NO.	COUNTY	FINANCIAL PROJECT ID

GUIDSIGN DETAIL FOR SHOULDER USE PLANS (FLUORESCENT PINK SIGNS)

SHEET NO.
15

SIGN NAME	SIGN 201	QTY		SIGN NUMBER	STATION(S)
PANEL		BORDER			
WIDTH		WIDTH			
HEIGHT		RADII			
LEGEND		COLOR			
COLOR					

SYMBOL(S)	ANGLE	X	Y	WID	HT

SIGN NUMBER	NUMBER OF POSTS	CLEARANCE Edge Of Lane	COLUMN SIZE		AVERAGE LENGTH

SPACE
INTENTIONALLY
LEFT BLANK

NO. OF LIGHT FIXTURES | FIXTURE SPACING | PHOTOMETRIC CURVE | WATT | VOLTAGE

COPY																							
SPACE																							
COPY																							
SPACE																							
COPY																							
SPACE																							
COPY																							
SPACE																							
COPY																							
SPACE																							
COPY																							
SPACE																							

SIGN NAME	SIGN 202	QTY		SIGN NUMBER	STATION(S)
PANEL		BORDER			
WIDTH		WIDTH			
HEIGHT		RADII			
LEGEND		COLOR			
COLOR					

SYMBOL(S)	ANGLE	X	Y	WID	HT

SIGN NUMBER	NUMBER OF POSTS	CLEARANCE Edge Of Lane	COLUMN SIZE		AVERAGE LENGTH

SPACE
INTENTIONALLY
LEFT BLANK

NO. OF LIGHT FIXTURES | FIXTURE SPACING | PHOTOMETRIC CURVE | WATT | VOLTAGE

COPY																							
SPACE																							
COPY																							
SPACE																							
COPY																							
SPACE																							
COPY																							
SPACE																							
COPY																							
SPACE																							
COPY																							
SPACE																							

SIGN NAME	SIGN 203	QTY	1	SIGN NUMBER	STATION(S)
PANEL		BORDER			none
WIDTH	4'-0"	WIDTH	0.75"		
HEIGHT	5'-0"	RADII	1.13"		
LEGEND	Black	COLOR	Black		
COLOR	White				

SYMBOL(S)	ANGLE	X	Y	WID	HT

SIGN NUMBER	NUMBER OF POSTS	CLEARANCE Edge Of Lane	COLUMN SIZE		AVERAGE LENGTH

SIGN APPLICABLE TO:
-AA NB
-AA SB

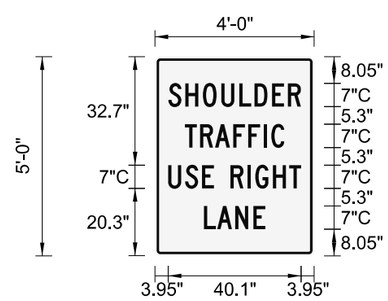

NO. OF LIGHT FIXTURES | FIXTURE SPACING | PHOTOMETRIC CURVE | WATT | VOLTAGE

COPY		S	H	O	U	L	D	E	R		L												
SPACE	4	5.1	5.3	5.5	5.5	4.6	5.3	4.8	3.9	4	40												
COPY		T	R	A	F	F	I	C		L													
SPACE	9	4.5	4.6	5.5	4.5	4.6	2.4	3.9	9	30													
COPY		U	S	E		R	I	G	H	T		L											
SPACE	4	5.1	5.1	3.6	5	5.1	2.4	5.3	4.9	3.6	4	40.1											
COPY		L	A	N	E		L																
SPACE	14.8	4	5.5	5.5	3.6	14.8	18.5																
COPY																							
SPACE																							
COPY																							
SPACE																							

SIGN NAME	SIGN 204	QTY	1	SIGN NUMBER	STATION(S)
PANEL		BORDER			none
WIDTH	4'-0"	WIDTH	0.75"		
HEIGHT	5'-0"	RADII	1.13"		
LEGEND	Black	COLOR	Black		
COLOR	White				

SYMBOL(S)	ANGLE	X	Y	WID	HT

SIGN NUMBER	NUMBER OF POSTS	CLEARANCE Edge Of Lane	COLUMN SIZE		AVERAGE LENGTH

SIGN APPLICABLE TO:
-I-75 NB
-I-4 EB
-I-10 WB
-AA NB
-AA SB

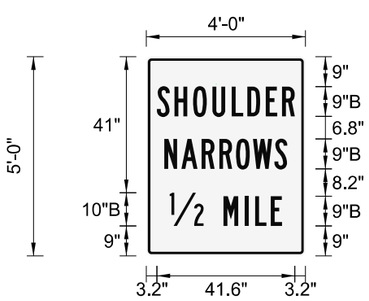

NO. OF LIGHT FIXTURES | FIXTURE SPACING | PHOTOMETRIC CURVE | WATT | VOLTAGE

COPY		S	H	O	U	L	D	E	R		L												
SPACE	3.2	5.3	5.6	5.8	5.8	4.7	5.6	4.9	3.9	3.2	41.6												
COPY		N	A	R	R	O	W	S		L													
SPACE	5.5	5.1	6.1	5.3	5	5.1	6.5	3.9	5.5	37.1													
COPY		1/2		M	I	L	E		L														
SPACE	7.1	10.2	6	6.4	3.2	4.7	3.4	7.1	33.9														
COPY																							
SPACE																							
COPY																							
SPACE																							
COPY																							
SPACE																							

REVISIONS

DATE	BY	DESCRIPTION	DATE	BY	DESCRIPTION

08/25/2017

STATE OF FLORIDA
DEPARTMENT OF TRANSPORTATION

ROAD NO.	COUNTY	FINANCIAL PROJECT ID

GUIDSIGN DETAIL FOR SHOULDER USE PLANS (OPTIONAL COLOR SIGNS)

SHEET NO.
16

SIGN NAME	SIGN 205	QTY	1	SIGN NUMBER	STATION(S)
PANEL		BORDER			none
WIDTH	4'-0"	WIDTH	0.75"		
HEIGHT	5'-0"	RADII	1.13"		
LEGEND	Black	COLOR	Black		
COLOR	White				

SYMBOL(S)	ANGLE	X	Y	WID	HT

SIGN NUMBER	NUMBER OF POSTS	CLEARANCE Edge Of Lane	COLUMN SIZE		AVERAGE LENGTH

SIGN APPLICABLE TO:
-I-10 WB
-AA NB
-AA SB

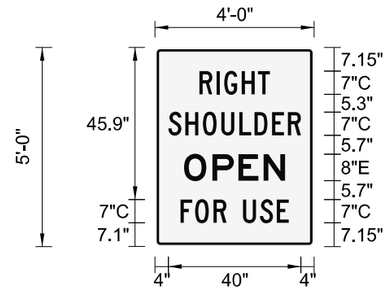

NO. OF LIGHT FIXTURES | FIXTURE SPACING | PHOTOMETRIC CURVE | WATT | VOLTAGE

COPY		R	I	G	H	T		L															
SPACE	13.4	5.1	2.4	5.3	4.9	3.6	13.4	21.3															
COPY		S	H	O	U	L	D	E	R		L												
SPACE	4	5.1	5.3	5.5	5.5	4.6	5.3	4.8	3.9	4	40												
COPY		O	P	E	N		L																
SPACE	8.8	8.6	7.8	7.6	6.5	8.8	30.5																
COPY		F	O	R		U	S	E		L													
SPACE	7.7	4.4	5.5	3.9	5	5.1	5.1	3.6	7.7	32.7													
COPY																							
SPACE																							
COPY																							
SPACE																							

SIGN NAME	SIGN 206	QTY	1	SIGN NUMBER	STATION(S)
PANEL		BORDER			none
WIDTH	4'-0"	WIDTH	0.75"		
HEIGHT	5'-0"	RADII	1.13"		
LEGEND	Black	COLOR	Black		
COLOR	White				

SYMBOL(S)	ANGLE	X	Y	WID	HT

SIGN NUMBER	NUMBER OF POSTS	CLEARANCE Edge Of Lane	COLUMN SIZE		AVERAGE LENGTH

SIGN APPLICABLE TO:
-AA NB
-AA SB

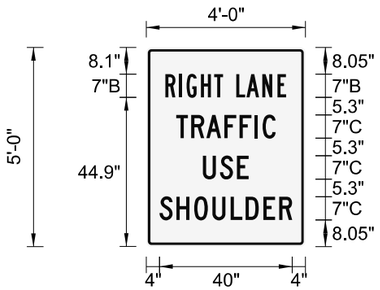

NO. OF LIGHT FIXTURES | FIXTURE SPACING | PHOTOMETRIC CURVE | WATT | VOLTAGE

COPY		R	I	G	H	T		L	A	N	E		L										
SPACE	5.8	4.1	2.2	4.3	4	2.7	4	3.1	4.8	4.6	2.7	5.8	36.4										
COPY		T	R	A	F	F	I	C		L													
SPACE	9	4.6	4.6	5.5	4.6	4.5	2.4	3.9	9	30													
COPY		U	S	E		L																	
SPACE	17.1	5.1	5.1	3.6	17.1	13.8																	
COPY		S	H	O	U	L	D	E	R		L												
SPACE	4	5.1	5.3	5.5	5.5	4.6	5.3	4.8	3.9	4	40												
COPY																							
SPACE																							
COPY																							
SPACE																							

SIGN NAME	SIGN 207	QTY	1	SIGN NUMBER	STATION(S)
PANEL		BORDER			none
WIDTH	4'-0"	WIDTH	0.75"		
HEIGHT	5'-0"	RADII	1.13"		
LEGEND	Black	COLOR	Black		
COLOR	White				

SYMBOL(S)	ANGLE	X	Y	WID	HT

SIGN NUMBER	NUMBER OF POSTS	CLEARANCE Edge Of Lane	COLUMN SIZE		AVERAGE LENGTH

SIGN APPLICABLE TO:
-AA NB
-AA SB

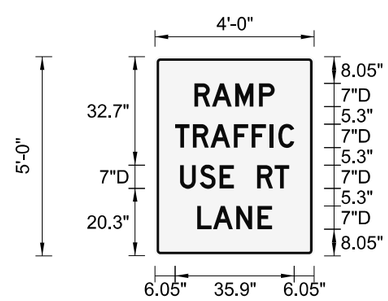

NO. OF LIGHT FIXTURES | FIXTURE SPACING | PHOTOMETRIC CURVE | WATT | VOLTAGE

COPY		R	A	M	P		L																
SPACE	11.9	5.3	7	7.1	4.8	11.9	24.2																
COPY		T	R	A	F	F	I	C		L													
SPACE	6	5.4	5.3	7	5.4	5.4	2.7	4.8	6	35.9													
COPY		U	S	E		R	T		L														
SPACE	7.6	5.9	6	4.3	7	5.3	4.3	7.6	32.9														
COPY		L	A	N	E		L																
SPACE	12.7	4.8	7	6.4	4.3	12.7	22.5																
COPY																							
SPACE																							
COPY																							
SPACE																							

SIGN NAME	SIGN 208	QTY	1	SIGN NUMBER	STATION(S)
PANEL		BORDER			none
WIDTH	4'-0"	WIDTH	0.75"		
HEIGHT	5'-0"	RADII	1.13"		
LEGEND	Black	COLOR	Black		
COLOR	White				

SYMBOL(S)	ANGLE	X	Y	WID	HT

SIGN NUMBER	NUMBER OF POSTS	CLEARANCE Edge Of Lane	COLUMN SIZE		AVERAGE LENGTH

SIGN APPLICABLE TO:
-I-10 WB
-AA NB
-AA SB

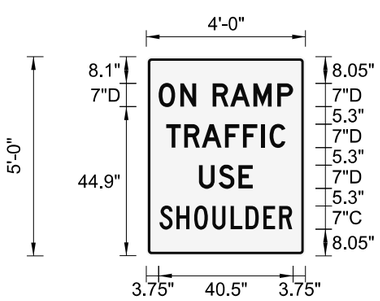

NO. OF LIGHT FIXTURES | FIXTURE SPACING | PHOTOMETRIC CURVE | WATT | VOLTAGE

COPY		O	N		R	A	M	P		L													
SPACE	3.8	6.5	4.8	5	5.3	7	7.1	4.8	3.8	40.5													
COPY		T	R	A	F	F	I	C		L													
SPACE	6	5.4	5.3	7	5.4	5.4	2.7	4.8	6	35.9													
COPY		U	S	E		L																	
SPACE	15.9	5.9	6	4.3	15.9	16.2																	
COPY		S	H	O	U	L	D	E	R		L												
SPACE	4	5.1	5.3	5.5	5.5	4.5	5.3	4.8	3.9	4	40												
COPY																							
SPACE																							
COPY																							
SPACE																							

REVISIONS

DATE	BY	DESCRIPTION	DATE	BY	DESCRIPTION

08/25/2017

STATE OF FLORIDA
DEPARTMENT OF TRANSPORTATION

ROAD NO.	COUNTY	FINANCIAL PROJECT ID

GUIDSIGN DETAIL FOR SHOULDER USE PLANS (OPTIONAL COLOR SIGNS)

SHEET NO. 17

SIGN NAME	SIGN 209	QTY	1	SIGN NUMBER	STATION(S)
PANEL		BORDER			none
WIDTH	4'-0"	WIDTH	0.75"		
HEIGHT	5'-0"	RADII	1.13"		
LEGEND	Black	COLOR	Black		
COLOR	White				

SYMBOL(S)	ANGLE	X	Y	WID	HT

SIGN NUMBER	NUMBER OF POSTS	CLEARANCE Edge Of Lane	COLUMN SIZE		AVERAGE LENGTH

SIGN APPLICABLE TO:
-I-75 NB
-I-4 EB
-I-10 WB
-AA NB
-AA SB

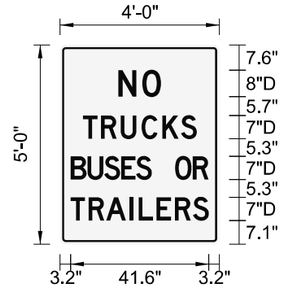

NO. OF LIGHT FIXTURES | FIXTURE SPACING | PHOTOMETRIC CURVE | WATT | VOLTAGE

COPY		N	O		L																		
SPACE	17.6	7.2	5.7	17.6	12.9																		
COPY		T	R	U	C	K	S		L														
SPACE	6.9	5.4	6	6.3	6.3	5.6	4.8	6.8	34.3														
COPY		B	U	S	E	S		O	R		L												
SPACE	3.2	5.1	5.1	5.1	4.5	4.8	7	5.4	4.8	3.2	41.6												
COPY		T	R	A	I	L	E	R	S		L												
SPACE	3.2	5.4	5.3	7	2.8	5.4	5.5	5.5	4.8	3.2	41.6												
COPY																							
SPACE																							
COPY																							
SPACE																							

SIGN NAME	SIGN 210	QTY	1	SIGN NUMBER	STATION(S)
PANEL		BORDER			none
WIDTH	4'-0"	WIDTH	0.75"		
HEIGHT	5'-0"	RADII	1.13"		
LEGEND	Black	COLOR	Black		
COLOR	White				

SYMBOL(S)	ANGLE	X	Y	WID	HT

SIGN NUMBER	NUMBER OF POSTS	CLEARANCE Edge Of Lane	COLUMN SIZE		AVERAGE LENGTH

SIGN APPLICABLE TO:
-I-75 NB
-I-4 EB
-I-10 WB
-AA NB
-AA SB

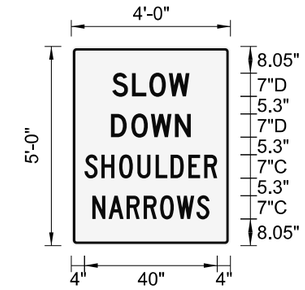

NO. OF LIGHT FIXTURES | FIXTURE SPACING | PHOTOMETRIC CURVE | WATT | VOLTAGE

COPY		S	L	O	W		L																
SPACE	12.3	6	5.3	5.9	6.2	12.3	23.3																
COPY		D	O	W	N		L																
SPACE	12	6.2	5.9	7.3	4.8	12	24.1																
COPY		S	H	O	U	L	D	E	R		L												
SPACE	4	5.1	5.3	5.5	5.5	4.5	5.3	4.8	3.9	4	40												
COPY		N	A	R	R	O	W	S		L													
SPACE	6.4	4.9	5.5	5.1	5	5	6	3.9	6.4	35.3													
COPY																							
SPACE																							
COPY																							
SPACE																							

SIGN NAME	SIGN 211	QTY		SIGN NUMBER	STATION(S)
PANEL		BORDER			
WIDTH		WIDTH			
HEIGHT		RADII			
LEGEND		COLOR			
COLOR					

SYMBOL(S)	ANGLE	X	Y	WID	HT

SIGN NUMBER	NUMBER OF POSTS	CLEARANCE Edge Of Lane	COLUMN SIZE		AVERAGE LENGTH

SPACE
INTENTIONALLY
LEFT BLANK

NO. OF LIGHT FIXTURES | FIXTURE SPACING | PHOTOMETRIC CURVE | WATT | VOLTAGE

COPY																							
SPACE																							
COPY																							
SPACE																							
COPY																							
SPACE																							
COPY																							
SPACE																							
COPY																							
SPACE																							
COPY																							
SPACE																							

SIGN NAME	SIGN 212	QTY		SIGN NUMBER	STATION(S)
PANEL		BORDER			
WIDTH		WIDTH			
HEIGHT		RADII			
LEGEND		COLOR			
COLOR					

SYMBOL(S)	ANGLE	X	Y	WID	HT

SIGN NUMBER	NUMBER OF POSTS	CLEARANCE Edge Of Lane	COLUMN SIZE		AVERAGE LENGTH

SPACE
INTENTIONALLY
LEFT BLANK

NO. OF LIGHT FIXTURES | FIXTURE SPACING | PHOTOMETRIC CURVE | WATT | VOLTAGE

COPY																							
SPACE																							
COPY																							
SPACE																							
COPY																							
SPACE																							
COPY																							
SPACE																							
COPY																							
SPACE																							
COPY																							
SPACE																							

REVISIONS					
DATE	BY	DESCRIPTION	DATE	BY	DESCRIPTION

08/25/2017

STATE OF FLORIDA
DEPARTMENT OF TRANSPORTATION

ROAD NO.	COUNTY	FINANCIAL PROJECT ID

GUIDSIGN DETAIL FOR SHOULDER USE PLANS (OPTIONAL COLOR SIGNS)

SHEET NO.
18

SIGN NAME	SIGN 213	QTY	1	SIGN NUMBER	STATION(S)
PANEL		BORDER			none
WIDTH	4'-0"	WIDTH	0.75"		
HEIGHT	5'-0"	RADII	1.13"		
LEGEND	Black	COLOR	Black		
COLOR	White				

SYMBOL(S)	ANGLE	X	Y	WID	HT

SIGN NUMBER	NUMBER OF POSTS	CLEARANCE Edge Of Lane	COLUMN SIZE		AVERAGE LENGTH

SIGN APPLICABLE TO:
-I-10 WB
-AA NB
-AA SB

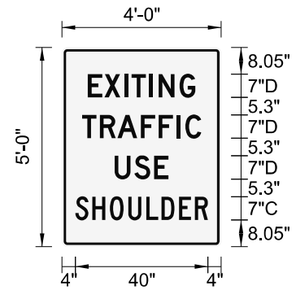

NO. OF LIGHT FIXTURES		FIXTURE SPACING		PHOTOMETRIC CURVE		WATT		VOLTAGE	

COPY		E	X	I	T	I	N	G		L												
SPACE	7.8	5	5.9	2.2	5.4	2.8	6.3	4.8	7.8	32.4												
COPY		T	R	A	F	F	I	C		L												
SPACE	6	5.4	5.3	7	5.4	5.4	2.7	4.8	6	35.9												
COPY		U	S	E		L																
SPACE	15.9	5.9	6	4.3	15.9	16.2																
COPY		S	H	O	U	L	D	E	R		L											
SPACE	4	5.1	5.3	5.5	5.5	4.6	5.3	4.8	3.9	4	40											
COPY																						
SPACE																						
COPY																						
SPACE																						
COPY																						
SPACE																						

SIGN NAME	SIGN 214	QTY	1	SIGN NUMBER	STATION(S)
PANEL		BORDER			none
WIDTH	4'-0"	WIDTH	0.75"		
HEIGHT	5'-0"	RADII	1.13"		
LEGEND	Black	COLOR	Black		
COLOR	White				

SYMBOL(S)	ANGLE	X	Y	WID	HT

SIGN NUMBER	NUMBER OF POSTS	CLEARANCE Edge Of Lane	COLUMN SIZE		AVERAGE LENGTH

SIGN APPLICABLE TO:
-I-4 EB
-I-10 WB
-AA NB
-AA SB

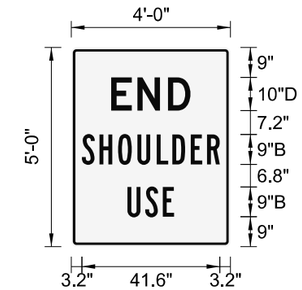

NO. OF LIGHT FIXTURES		FIXTURE SPACING		PHOTOMETRIC CURVE		WATT		VOLTAGE	

COPY		E	N	D		L																
SPACE	12.1	7.9	9.2	6.8	12.1	23.9																
COPY		S	H	O	U	L	D	E	R		L											
SPACE	3.2	5.3	5.6	5.8	5.8	4.7	5.6	4.9	3.9	3.2	41.6											
COPY		U	S	E		L																
SPACE	17	5.3	5.3	3.4	17	14																
COPY																						
SPACE																						
COPY																						
SPACE																						
COPY																						
SPACE																						

SIGN NAME	SIGN 215	QTY	1	SIGN NUMBER	STATION(S)
PANEL		BORDER			none
WIDTH	4'-0"	WIDTH	0.75"		
HEIGHT	5'-0"	RADII	1.13"		
LEGEND	Black	COLOR	Black		
COLOR	White				

SYMBOL(S)	ANGLE	X	Y	WID	HT

SIGN NUMBER	NUMBER OF POSTS	CLEARANCE Edge Of Lane	COLUMN SIZE		AVERAGE LENGTH

SIGN APPLICABLE TO:
-I-4 EB
-I-10 WB
-AA NB
-AA SB

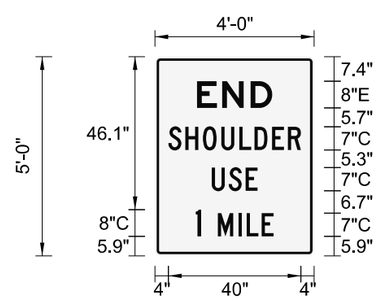

NO. OF LIGHT FIXTURES		FIXTURE SPACING		PHOTOMETRIC CURVE		WATT		VOLTAGE	

COPY		E	N	D		L																
SPACE	12.7	7.6	8.6	6.5	12.7	22.6																
COPY		S	H	O	U	L	D	E	R		L											
SPACE	4	5.1	5.3	5.5	5.5	4.5	5.3	4.8	3.9	4	40											
COPY		U	S	E		L																
SPACE	17.1	5.1	5.1	3.6	17.1	13.8																
COPY		1		M	I	L	E		L													
SPACE	12.3	1.7	5	6.2	2.5	4.6	3.6	12.3	23.5													
COPY																						
SPACE																						
COPY																						
SPACE																						

SIGN NAME	SIGN 216	QTY	1	SIGN NUMBER	STATION(S)
PANEL		BORDER			none
WIDTH	4'-0"	WIDTH	0.75"		
HEIGHT	5'-0"	RADII	1.13"		
LEGEND	Black	COLOR	Black		
COLOR	White				

SYMBOL(S)	ANGLE	X	Y	WID	HT

SIGN NUMBER	NUMBER OF POSTS	CLEARANCE Edge Of Lane	COLUMN SIZE		AVERAGE LENGTH

SIGN APPLICABLE TO:
-AA NB
-AA SB

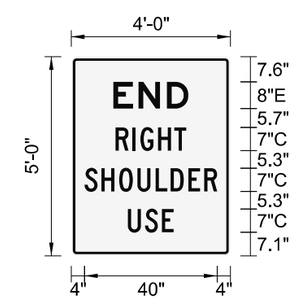

NO. OF LIGHT FIXTURES		FIXTURE SPACING		PHOTOMETRIC CURVE		WATT		VOLTAGE	

COPY		E	N	D		L																
SPACE	12.7	7.6	8.6	6.5	12.7	22.6																
COPY		R	I	G	H	T		L														
SPACE	13.4	5.1	2.4	5.3	4.9	3.6	13.4	21.3														
COPY		S	H	O	U	L	D	E	R		L											
SPACE	4	5.1	5.3	5.5	5.5	4.5	5.3	4.8	3.9	4	40											
COPY		U	S	E		L																
SPACE	17.1	5.1	5.1	3.6	17.1	13.8																
COPY																						
SPACE																						
COPY																						
SPACE																						

REVISIONS

DATE	BY	DESCRIPTION	DATE	BY	DESCRIPTION

08/25/2017

STATE OF FLORIDA
DEPARTMENT OF TRANSPORTATION

ROAD NO.	COUNTY	FINANCIAL PROJECT ID

GUIDSIGN DETAIL FOR SHOULDER USE PLANS (OPTIONAL COLOR SIGNS)

SHEET NO.
19

SIGN NAME	SIGN 217	QTY	1	SIGN NUMBER	STATION(S)
PANEL		BORDER			none
WIDTH	4'-0"	WIDTH	0.75"		
HEIGHT	5'-0"	RADII	1.13"		
LEGEND	Black	COLOR	Black		
COLOR	White				

SYMBOL(S)	ANGLE	X	Y	WID	HT

SIGN NUMBER	NUMBER OF POSTS	CLEARANCE Edge Of Lane	COLUMN SIZE		AVERAGE LENGTH

SIGN APPLICABLE TO:
-AA NB
-AA SB

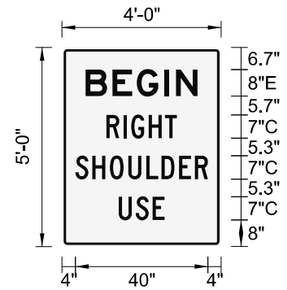

NO. OF LIGHT FIXTURES | FIXTURE SPACING | PHOTOMETRIC CURVE | WATT | VOLTAGE

COPY		B	E	G	I	N		L															
SPACE	7.1	8.1	7.4	8.3	3.5	6.5	7.1	33.8															
COPY		R	I	G	H	T		L															
SPACE	13.4	5.1	2.4	5.3	4.9	3.6	13.4	21.3															
COPY		S	H	O	U	L	D	E	R		L												
SPACE	4	5.1	5.3	5.5	5.5	4.6	5.3	4.8	3.9	4	40												
COPY		U	S	E		L																	
SPACE	17.1	5.1	5.1	3.6	17.1	13.8																	
COPY																							
SPACE																							
COPY																							
SPACE																							

SIGN NAME	SIGN 218	QTY	1	SIGN NUMBER	STATION(S)
PANEL		BORDER			none
WIDTH	4'-0"	WIDTH	0.75"		
HEIGHT	5'-0"	RADII	1.13"		
LEGEND	Black	COLOR	Black		
COLOR	White				

SYMBOL(S)	ANGLE	X	Y	WID	HT

SIGN NUMBER	NUMBER OF POSTS	CLEARANCE Edge Of Lane	COLUMN SIZE		AVERAGE LENGTH

SIGN APPLICABLE TO:
-I-75 NB
-I-4 EB

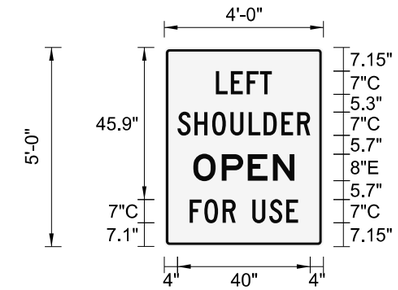

NO. OF LIGHT FIXTURES | FIXTURE SPACING | PHOTOMETRIC CURVE | WATT | VOLTAGE

COPY		L	E	F	T		L																
SPACE	15.6	4.6	4.8	4	3.6	15.6	16.9																
COPY		S	H	O	U	L	D	E	R		L												
SPACE	4	5.1	5.3	5.5	5.5	4.6	5.3	4.8	3.9	4	40												
COPY		O	P	E	N		L																
SPACE	8.8	8.6	7.8	7.6	6.5	8.8	30.5																
COPY		F	O	R		U	S	E		L													
SPACE	7.7	4.4	5.5	3.9	5	5.1	5.1	3.6	7.7	32.7													
COPY																							
SPACE																							
COPY																							
SPACE																							

SIGN NAME	SIGN 219	QTY	1	SIGN NUMBER	STATION(S)
PANEL		BORDER			none
WIDTH	4'-0"	WIDTH	0.75"		
HEIGHT	5'-0"	RADII	1.13"		
LEGEND	Black	COLOR	Black		
COLOR	White				

SYMBOL(S)	ANGLE	X	Y	WID	HT

SIGN NUMBER	NUMBER OF POSTS	CLEARANCE Edge Of Lane	COLUMN SIZE		AVERAGE LENGTH

SIGN APPLICABLE TO:
-I-10 WB
-AA NB
-AA SB

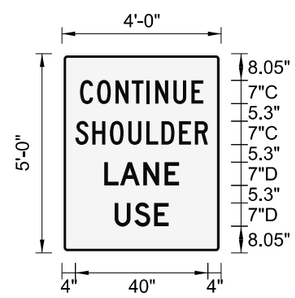

NO. OF LIGHT FIXTURES | FIXTURE SPACING | PHOTOMETRIC CURVE | WATT | VOLTAGE

COPY		C	O	N	T	I	N	U	E		L												
SPACE	5.4	5.2	5.5	4.9	4.6	2.5	5.5	5.5	3.6	5.4	37.2												
COPY		S	H	O	U	L	D	E	R		L												
SPACE	4	5.1	5.3	5.5	5.5	4.6	5.3	4.8	3.9	4	40												
COPY		L	A	N	E		L																
SPACE	12.7	4.8	7	6.4	4.3	12.7	22.5																
COPY		U	S	E		L																	
SPACE	15.9	6	5.9	4.3	15.9	16.2																	
COPY																							
SPACE																							
COPY																							
SPACE																							

SIGN NAME	SIGN 220	QTY	1	SIGN NUMBER	STATION(S)
PANEL		BORDER			none
WIDTH	4'-0"	WIDTH	0.75"		
HEIGHT	5'-0"	RADII	1.13"		
LEGEND	Black	COLOR	Black		
COLOR	White				

SYMBOL(S)	ANGLE	X	Y	WID	HT

SIGN NUMBER	NUMBER OF POSTS	CLEARANCE Edge Of Lane	COLUMN SIZE		AVERAGE LENGTH

SIGN APPLICABLE TO:
-I-10

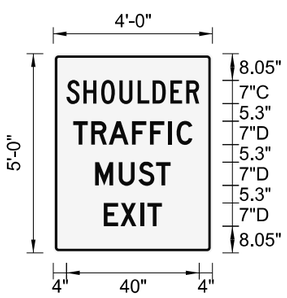

NO. OF LIGHT FIXTURES | FIXTURE SPACING | PHOTOMETRIC CURVE | WATT | VOLTAGE

COPY		S	H	O	U	L	D	E	R		L												
SPACE	4	5.1	5.3	5.5	5.5	4.6	5.3	4.8	3.9	4	40												
COPY		T	R	A	F	F	I	C		L													
SPACE	6	5.4	5.3	7	5.4	5.4	2.7	4.8	6	35.9													
COPY		M	U	S	T		L																
SPACE	12.6	7.1	6	5.3	4.3	12.6	22.7																
COPY		E	X	I	T		L																
SPACE	15.3	5	6	2.2	4.3	15.3	17.5																
COPY																							
SPACE																							
COPY																							
SPACE																							

REVISIONS

DATE	BY	DESCRIPTION	DATE	BY	DESCRIPTION

08/25/2017

STATE OF FLORIDA
DEPARTMENT OF TRANSPORTATION

ROAD NO.	COUNTY	FINANCIAL PROJECT ID

GUIDSIGN DETAIL FOR SHOULDER USE PLANS (OPTIONAL COLOR SIGNS)

SHEET NO.
20

SIGN NAME	SIGN 221	QTY	1	SIGN NUMBER	STATION(S)
PANEL		BORDER			none
WIDTH	4'-0"	WIDTH	0.75"		
HEIGHT	5'-0"	RADII	1.13"		
LEGEND	Black	COLOR	Black		
COLOR	White				

SYMBOL(S)	ANGLE	X	Y	WID	HT

SIGN NUMBER	NUMBER OF POSTS	CLEARANCE Edge Of Lane	COLUMN SIZE		AVERAGE LENGTH

SIGN APPLICABLE TO:
-AA NB
-AA SB

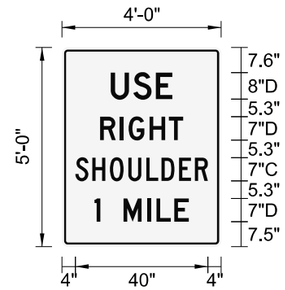

NO. OF LIGHT FIXTURES | FIXTURE SPACING | PHOTOMETRIC CURVE | WATT | VOLTAGE

COPY		U	S	E		L																	
SPACE	14.7	6.8	6.8	5	14.7	18.6																	
COPY		R	I	G	H	T		L															
SPACE	11.5	6	2.7	6.3	5.8	4.3	11.5	25.1															
COPY		S	H	O	U	L	D	E	R		L												
SPACE	4	5.1	5.3	5.5	5.5	4.5	5.3	4.8	3.9	4	40												
COPY		1		M	I	L	E		L														
SPACE	9.8	1.8	7	7.1	2.8	5.4	4.3	9.8	28.4														
COPY																							
SPACE																							
COPY																							
SPACE																							

SIGN NAME	SIGN 222	QTY	1	SIGN NUMBER	STATION(S)
PANEL		BORDER			none
WIDTH	4'-0"	WIDTH	0.75"		
HEIGHT	5'-0"	RADII	1.13"		
LEGEND	Black	COLOR	Black		
COLOR	White				

SYMBOL(S)	ANGLE	X	Y	WID	HT

SIGN NUMBER	NUMBER OF POSTS	CLEARANCE Edge Of Lane	COLUMN SIZE		AVERAGE LENGTH

SIGN APPLICABLE TO:
-AA NB
-AA SB

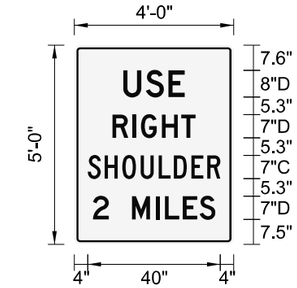

NO. OF LIGHT FIXTURES | FIXTURE SPACING | PHOTOMETRIC CURVE | WATT | VOLTAGE

COPY		U	S	E		L																	
SPACE	14.7	6.8	6.8	5	14.7	18.6																	
COPY		R	I	G	H	T		L															
SPACE	11.5	6	2.7	6.3	5.8	4.3	11.5	25.1															
COPY		S	H	O	U	L	D	E	R		L												
SPACE	4	5.1	5.3	5.5	5.5	4.6	5.3	4.8	3.9	4	40												
COPY		2		M	I	L	E	S		L													
SPACE	5.6	4.8	7	7.1	2.8	5.4	5	4.8	5.5	36.9													
COPY																							
SPACE																							
COPY																							
SPACE																							

SIGN NAME	SIGN 223	QTY	1	SIGN NUMBER	STATION(S)
PANEL		BORDER			none
WIDTH	4'-0"	WIDTH	0.75"		
HEIGHT	5'-0"	RADII	1.13"		
LEGEND	Black	COLOR	Black		
COLOR	White				

SYMBOL(S)	ANGLE	X	Y	WID	HT

SIGN NUMBER	NUMBER OF POSTS	CLEARANCE Edge Of Lane	COLUMN SIZE		AVERAGE LENGTH

SIGN APPLICABLE TO:
- OPTIONAL SIGNS TO BE USED AS NEEDED FOR ADVANCE NOTIFICATION FOR I-4 AND I-75 SHOULDER USE.

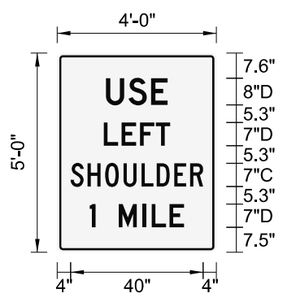

NO. OF LIGHT FIXTURES | FIXTURE SPACING | PHOTOMETRIC CURVE | WATT | VOLTAGE

COPY		U	S	E		L																	
SPACE	14.7	6.8	6.8	5	14.7	18.6																	
COPY		L	E	F	T		L																
SPACE	14	5.4	5.5	4.8	4.3	13.9	20																
COPY		S	H	O	U	L	D	E	R		L												
SPACE	4	5.1	5.3	5.5	5.5	4.5	5.3	4.8	3.9	4	40												
COPY		1		M	I	L	E		L														
SPACE	9.8	1.8	7	7.1	2.8	5.4	4.3	9.8	28.4														
COPY																							
SPACE																							
COPY																							
SPACE																							

SIGN NAME	SIGN 224	QTY	1	SIGN NUMBER	STATION(S)
PANEL		BORDER			none
WIDTH	4'-0"	WIDTH	0.75"		
HEIGHT	5'-0"	RADII	1.13"		
LEGEND	Black	COLOR	Black		
COLOR	White				

SYMBOL(S)	ANGLE	X	Y	WID	HT

SIGN NUMBER	NUMBER OF POSTS	CLEARANCE Edge Of Lane	COLUMN SIZE		AVERAGE LENGTH

SIGN APPLICABLE TO:
- OPTIONAL SIGNS TO BE USED AS NEEDED FOR ADVANCE NOTIFICATION FOR I-4 AND I-75 SHOULDER USE.

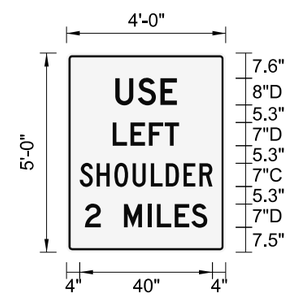

NO. OF LIGHT FIXTURES | FIXTURE SPACING | PHOTOMETRIC CURVE | WATT | VOLTAGE

COPY		U	S	E		L																	
SPACE	14.7	6.8	6.8	5	14.7	18.6																	
COPY		L	E	F	T		L																
SPACE	13.9	5.4	5.5	4.8	4.3	14	20																
COPY		S	H	O	U	L	D	E	R		L												
SPACE	4	5.1	5.3	5.5	5.5	4.6	5.3	4.8	3.9	4	40												
COPY		2		M	I	L	E	S		L													
SPACE	5.6	4.8	7	7.1	2.8	5.4	5	4.8	5.6	36.9													
COPY																							
SPACE																							
COPY																							
SPACE																							

REVISIONS

DATE	BY	DESCRIPTION	DATE	BY	DESCRIPTION

08/25/2017

STATE OF FLORIDA
DEPARTMENT OF TRANSPORTATION

ROAD NO.	COUNTY	FINANCIAL PROJECT ID

GUIDSIGN DETAIL FOR SHOULDER USE PLANS (OPTIONAL COLOR SIGNS)

SHEET NO.
21

SIGN NAME	SIGN 225	QTY	1	SIGN NUMBER	STATION(S)
PANEL		BORDER			none
WIDTH	4'-0"	WIDTH	0.75"		
HEIGHT	5'-0"	RADII	1.13"		
LEGEND	Black	COLOR	Black		
COLOR	White				

SYMBOL(S)	ANGLE	X	Y	WID	HT

SIGN NUMBER	NUMBER OF POSTS	CLEARANCE Edge Of Lane	COLUMN SIZE		AVERAGE LENGTH

SIGN APPLICABLE TO:
-AA NB
-AA SB

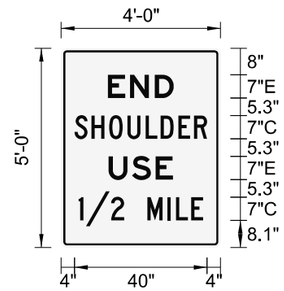

NO. OF LIGHT FIXTURES | FIXTURE SPACING | PHOTOMETRIC CURVE | WATT | VOLTAGE

COPY		E	N	D		L																	
SPACE	14.1	6.6	7.5	5.7	14.1	19.8																	
COPY		S	H	O	U	L	D	E	R		L												
SPACE	4	5.1	5.3	5.5	5.5	4.6	5.3	4.8	3.9	4	40												
COPY		U	S	E		L																	
SPACE	14.3	7.1	7.1	5.2	14.3	19.4																	
COPY		1	/	2		M	I	L	E		L												
SPACE	5.2	2.2	7.6	3.9	7	6.2	2.5	4.5	3.6	5.2	37.5												
COPY																							
SPACE																							
COPY																							
SPACE																							

SIGN NAME	SIGN 226	QTY	1	SIGN NUMBER	STATION(S)
PANEL		BORDER			none
WIDTH	4'-0"	WIDTH	0.75"		
HEIGHT	5'-0"	RADII	1.13"		
LEGEND	Black	COLOR	Black		
COLOR	White				

SYMBOL(S)	ANGLE	X	Y	WID	HT

SIGN NUMBER	NUMBER OF POSTS	CLEARANCE Edge Of Lane	COLUMN SIZE		AVERAGE LENGTH

SIGN APPLICABLE TO:
-AA NB

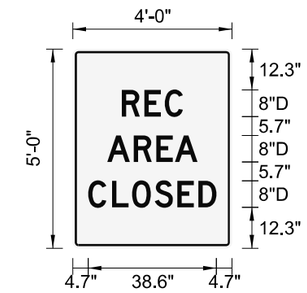

NO. OF LIGHT FIXTURES | FIXTURE SPACING | PHOTOMETRIC CURVE | WATT | VOLTAGE

COPY		R	E	C		L																	
SPACE	14.8	6.8	6.2	5.4	14.8	18.4																	
COPY		A	R	E	A		L																
SPACE	10.4	8	6.8	5.6	6.8	10.4	27.2																
COPY		C	L	O	S	E	D		L														
SPACE	4.7	7.2	6	6.9	6.8	6.3	5.4	4.7	38.6														
COPY																							
SPACE																							
COPY																							
SPACE																							
COPY																							
SPACE																							

SIGN NAME		QTY		SIGN NUMBER	STATION(S)
PANEL		BORDER			
WIDTH		WIDTH			
HEIGHT		RADII			
LEGEND		COLOR			
COLOR					

SYMBOL(S)	ANGLE	X	Y	WID	HT

SIGN NUMBER	NUMBER OF POSTS	CLEARANCE Edge Of Lane	COLUMN SIZE		AVERAGE LENGTH

SPACE
INTENTIONALLY
LEFT BLANK

NO. OF LIGHT FIXTURES | FIXTURE SPACING | PHOTOMETRIC CURVE | WATT | VOLTAGE

COPY																							
SPACE																							
COPY																							
SPACE																							
COPY																							
SPACE																							
COPY																							
SPACE																							
COPY																							
SPACE																							
COPY																							
SPACE																							

SIGN NAME		QTY		SIGN NUMBER	STATION(S)
PANEL		BORDER			
WIDTH		WIDTH			
HEIGHT		RADII			
LEGEND		COLOR			
COLOR					

SYMBOL(S)	ANGLE	X	Y	WID	HT

SIGN NUMBER	NUMBER OF POSTS	CLEARANCE Edge Of Lane	COLUMN SIZE		AVERAGE LENGTH

SPACE
INTENTIONALLY
LEFT BLANK

NO. OF LIGHT FIXTURES | FIXTURE SPACING | PHOTOMETRIC CURVE | WATT | VOLTAGE

COPY																							
SPACE																							
COPY																							
SPACE																							
COPY																							
SPACE																							
COPY																							
SPACE																							
COPY																							
SPACE																							

REVISIONS

DATE	BY	DESCRIPTION	DATE	BY	DESCRIPTION

08/25/2017

STATE OF FLORIDA
DEPARTMENT OF TRANSPORTATION

ROAD NO.	COUNTY	FINANCIAL PROJECT ID

GUIDSIGN DETAIL FOR SHOULDER USE PLANS (OPTIONAL COLOR SIGNS)

SHEET NO.
22